

F. M. CARROLL.

FLY-TRAP.

No. 185,724.

Patented Dec. 26, 1876.

Fig. 3.

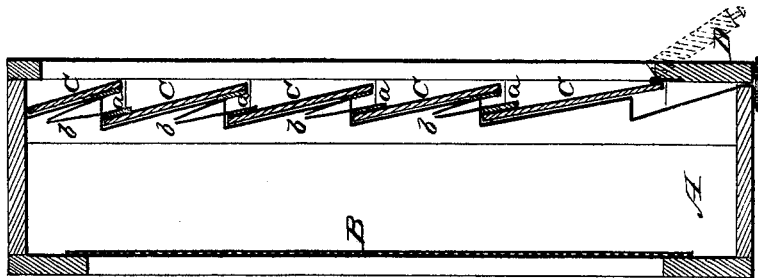


Fig. 2.





Fig. 1.

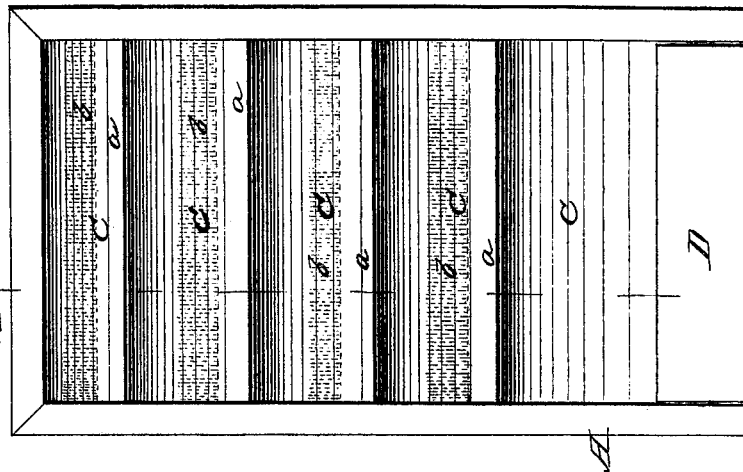


Fig. 4.

Witnesses:

P. C. Disterich
H. B. Ruppman

Inventor:

Frank M. Carroll

Per: C. H. Watson & Co. Attorneys.

UNITED STATES PATENT OFFICE.

FRANK M. CARROLL, OF KENDALLVILLE, INDIANA, ASSIGNOR OF ONE-HALF HIS RIGHT TO JOHN LAMB, OF GRAND RAPIDS, MICHIGAN.

IMPROVEMENT IN FLY-TRAPS.

Specification forming part of Letters Patent No. 185,724, dated December 26, 1876; application filed May 31, 1876.

To all whom it may concern:

Be it known that I, FRANK M. CARROLL, of Kendallville, in the county of Noble and State of Indiana, have invented certain new and useful Improvements in Fly-Traps; and I do hereby declare that the following is a full, clear, and exact description thereof, which will enable others skilled in the art to which it appertains to make and use the same, reference being had to the accompanying drawings, and to the letters of reference marked thereon, which form a part of this specification.

The nature of my invention consists in the construction and arrangement of a fly-trap, as will be hereinafter more fully set forth.

In the annexed drawing, Fig. 1 is a front elevation. Fig. 2 is a rear elevation. Fig. 3 is a central vertical section on line *xx*, Fig. 1; and Fig. 4 is a detail view of the bristles.

A represents a box of such dimensions as to be placed in a window. The outer side of this box or frame is covered with netting B. The inner side is formed of a series of inclined glass plates, C C, set in such a manner in the sides of the frame that the lower edge of each plate will be on the outside of, and below, the upper edge of the plate immediately below it, leaving a narrow space or opening, *a*, between them. A row of bristles or hair, *b*, is attached to the opposite surfaces of the overlapping edges of the glass plates C C, as shown.

The trap being placed in a window, the room should be darkened, so that no light can get in, except through the trap. The flies are attracted by the light, and pass through the passages *a* into the box, from whence they cannot escape, as their return is prevented by the protruding hair *b* on the glass.

In lieu of the glass plates C any transparent or translucent substance, or wire-cloth, or other loose cloth, may be substituted; and many things may be used in place of the hair.

At the lower end of the box is a hinged door, D, which allows of the removal of any substance inside. Suitable bait is to be placed in the bottom of the box.

Having thus fully described my invention, what I claim as new, and desire to secure by Letters Patent, is—

The box or frame A, provided on one side with netting B, and on the other side with a series of inclined overlapping glass plates, C, or their equivalent, forming entrances *a*, and the obstruction *b*, substantially as and for the purposes herein set forth.

In testimony that I claim the foregoing as my own I affix my signature in presence of two witnesses.

FRANK M. CARROLL.

Witnesses:

HARVEY SMITH,
WM. FISH.