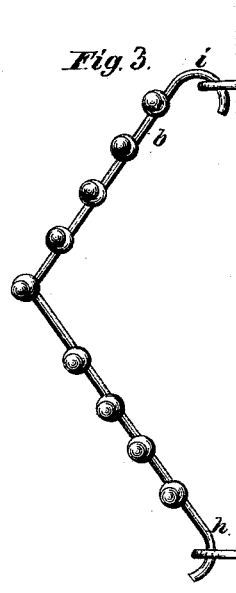
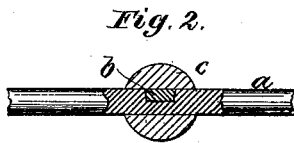
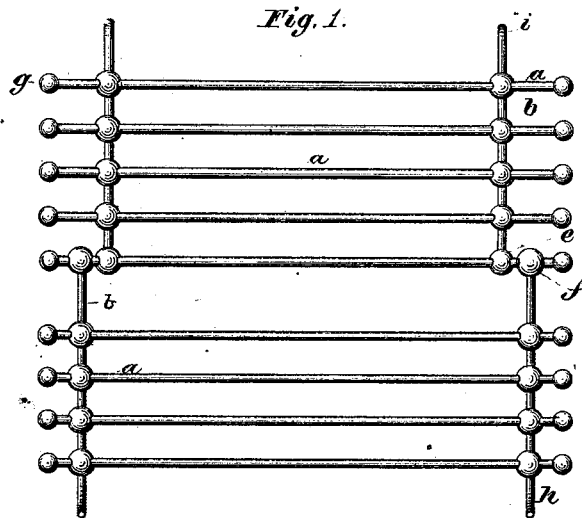


I. N. HURD.
CLOTHES-DRIER.

No. 185,927.

Patented Jan. 2, 1877.



Witnesses.

A. Lawrence
W. A. Bartlett.

Inventor.

Ira N. Hurd.

UNITED STATES PATENT OFFICE.

IRA N. HURD, OF WARSAW, N. Y., ASSIGNOR OF TWO-THIRDS HIS RIGHT TO
ABRAM B. LAWRENCE AND CHARLES T. WATKINS, OF SAME PLACE.

IMPROVEMENT IN CLOTHES-DRIERS.

Specification forming part of Letters Patent No. 185,927, dated January 2, 1877; application filed
November 11, 1876.

To all whom it may concern:

Be it known that I, IRA N. HURD, of Warsaw, county of Wyoming, and State of New York, have invented a new and useful Improvement in Clothes-Driers; and I do hereby declare that the following is a full, clear, and exact description thereof, reference being had to the accompanying drawing.

The object of my invention is to make a metallic clothes-drier which shall be cheap, simple, durable, and ornamental.

My drier is made of wires or rods secured together by a ball joint or coupling, which will be more fully described hereafter.

In the drawings, Figure 1 is a view of the drier complete. Fig. 2 is a cross-section of the ball-joint; Fig. 3, a view of the drier in position for use.

The bars *a* and *b* are of metal, and are placed in the grooves. The loose joint, as at *e f*, is made by casting on the bars such a metal as will shrink and permit the bars to turn in the ball.

The same result may be reached by wrapping the bars with paper before the ball is cast, and afterward removing the paper, or by any other suitable means which will accomplish the same result.

It must be understood that the ball *c*, above

referred to, need not necessarily be a sphere, but that any suitable shape may be adopted.

The ends of the bars *a* will usually be finished with a knob, *g*, as shown in Fig. 1; or they may have a hook or other device at the end.

The clothes-drier may be made with the joint *e f*, or not, as desired. When the longitudinal bars are jointed, as shown, they will preferably be made with hooks or eyes *h i* at the ends, so as to be attached to screws or other devices on the wall. The drier will then stand bowed outward from the wall, as shown in Fig. 3.

Having thus described my invention, what I claim as new, and desire to secure by Letters Patent, is—

The clothes-drier herein described, consisting of the metallic bars *a b*, secured together by the ball coupling or joint *c*, substantially as described.

In testimony whereof I have hereunto set my hand in the presence of two witnesses this 6th day of November, 1876.

IRA N. HURD.

Witnesses:

A. B. LAWRENCE,
W. A. BARTLETT.