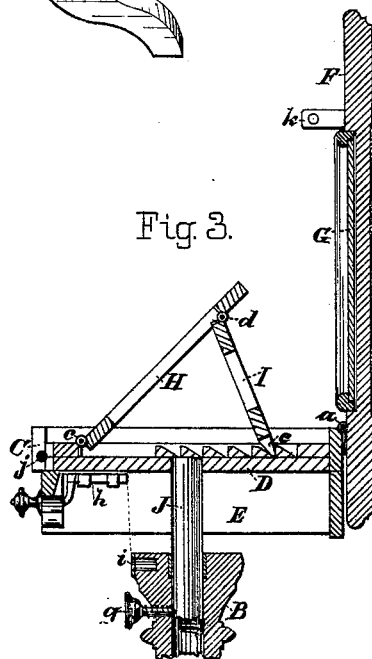
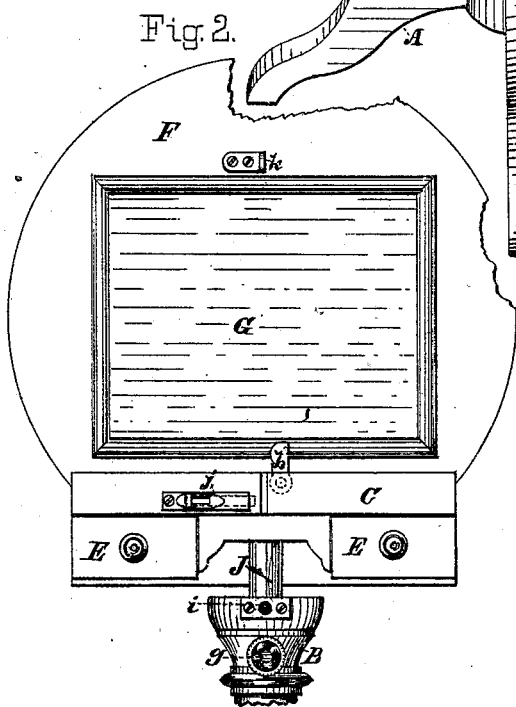
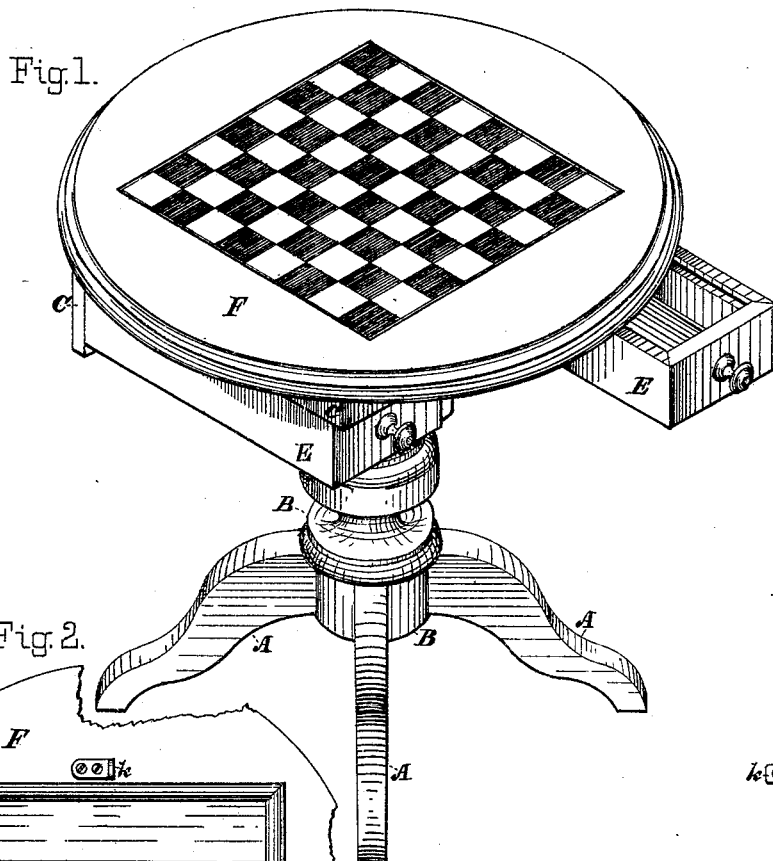


P. RYAN.

COMBINED TOILET-TABLE AND MUSIC-STAND.

No. 186,020.

Patented Jan. 9, 1877.



Witnesses:

Arthur C. Fraser.
Wm. S. Bullack,

Inventor:

Patrick Ryan,
Per Burke & Fraser
Attorneys.

UNITED STATES PATENT OFFICE.

PATRICK RYAN, OF NEW YORK, N. Y.

IMPROVEMENT IN COMBINED TOILET-TABLE AND MUSIC-STAND.

Specification forming part of Letters Patent No. **186,020**, dated January 9, 1877; application filed July 17, 1875.

To all whom it may concern:

Be it known that I, PATRICK RYAN, of the city, county, and State of New York, have invented certain Improvements in a Vertically-Adjustable and Rotating Table and Music-Stand Combined, of which the following is a specification:

The object of this invention is to combine in one article of furniture a table, constructed substantially as hereinafter described, and a music-stand. The table is provided with a vertical adjustment, by which it may be raised or lowered at pleasure, and the top may be rotated horizontally, and is held at a certain point by a fastening device, substantially as hereafter described and claimed.

In the drawings, Figure 1 is a perspective view of my invention. Fig. 2 is a front view of the same, showing the top raised. Fig. 3 is a vertical mid-section, in a plane at right angles to Fig. 2.

Let A A represent curved feet, attached to a central leg, B. This forms the support for the table-bed, and possesses no novelty. It is substantially like the ordinary support for center-tables, and need not be strictly adhered to in carrying out my invention.

A frame, C, preferably, but not necessarily, rectangular, has a bottom, D, and is arranged to support drawers E E, in the usual manner. F is a table-top, preferably circular in form; and it may be provided with inlaid or painted figures for games on the upper side; and it has a mirror, G, on the under side, hinged at *a* to the frame C, and arranged to be raised to a perpendicular position, as in Figs. 2 and 3, where it is shown as held by a button, *b*. A frame, H, is hinged to the piece D at *c*, and bears an inner frame, I, hinged to it at *d*. This latter frame has wedge-shaped terminations *e e*, that engage (when the frame H is elevated at an angle, as in Fig. 3) with notches or teeth cut in the upper face of the bottom D. A central cylindrical spindle, J, is secured to the bottom piece D, and is arranged to enter a central bore in the leg B. This enables the table-top to be rotated when it rests upon the top of the said leg; and it also permits the adjustment of the top to any required height within limits, where it may be maintained by the set-screw *g* acting against the said spindle J.

When the table is to be used as a music-stand, the frames H I, which ordinarily are

folded down and occupy no available space, are raised, as in Fig. 3, at any desired angle, and supported as clearly shown. The music rests against the frame H, as in ordinary music-stands. The vertical adjustment is, of course, available in this as in the other uses to which the stand may be put.

As an additional precaution against the table-top being rotated horizontally when depressed, I provide a bolt, *h*, attached to the under side of the piece D, and arranged to engage with a socket in the leg B, at *i*. The set-screw *g*, which secures the table-top in its vertical adjustment, is necessarily exposed to view, and liable to be loosened by careless persons or children; but the bolt *h* is not so exposed, and is a useful adjunct to the screw in keeping the table-top in place.

To secure the top F in place when down, as in Fig. 1, I provide a bolt, *j*, attached to the frame C, and arranged to engage a catch-piece, *k*, secured to the under side of the top F.

My improved table combines, in a cheap and efficient article of household furniture, the functions of several independent articles, which, taken together, would occupy much more room and be more expensive.

What I claim as new, and desire to secure by Letters Patent, is—

1. A shaving-stand, consisting of bottom piece D, the unbroken top F hinged thereto, and having a mirror attached to its under surface, and the elevating-standard J, sliding in a suitable base, the part D being also provided with a folding rack, H, whereby it may be used as a music-support, in the manner described.

2. In a table provided with a vertically-adjustable top, the device for preventing the spindle J from rotating in the tubular leg, said device consisting of the bolt *h* on the bottom piece D, adapted to engage with the socket *i* in the leg B, constructed and arranged substantially as and for the purpose set forth.

In witness whereof I have hereunto signed my name in the presence of two subscribing witnesses.

PATRICK RYAN.

Witnesses:

THOMAS ANDERSON,
HENRY CONNETT.