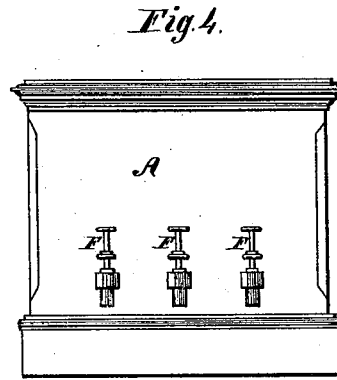
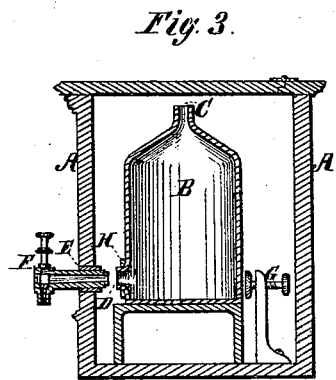

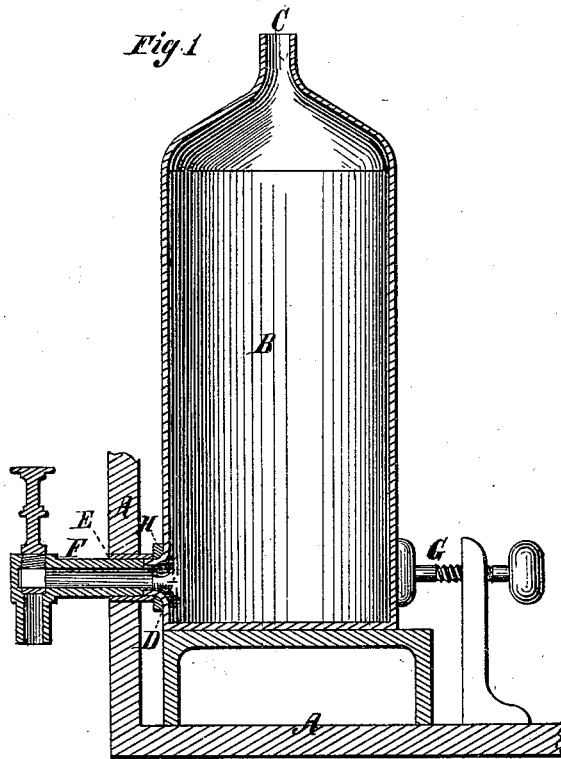


E. R. SIBLEY.

APPARATUS FOR DRAWING STILL WATER.

No. 186,764.

Patented Jan. 30, 1877.



*Witnesses.*

*J. T. Hampton*  
*Fred. F. Reichenbach*

*Inventor.*

*E. Ripley Sibley*

# UNITED STATES PATENT OFFICE.

E. RIPLEY SIBLEY, OF ST. LOUIS, MISSOURI.

## IMPROVEMENT IN APPARATUS FOR DRAWING STILL WATERS.

Specification forming part of Letters Patent No. **186,764**, dated January 30, 1877; application filed March 20, 1875.

*To all whom it may concern:*

Be it known that I, E. RIPLEY SIBLEY, of St. Louis, St. Louis county, Missouri, have invented Apparatus for Drawing Still Waters, of which the following is a specification:

The object of my invention is to provide an anti corrosive reservoir in which to store and cool still waters, and from which to draw and serve the same without the use of siphon or pump. By the term still waters I mean that class of mineral and other waters and drinks not impregnated with gas.

A A represent the casing of the apparatus in which is placed, B, a glass, earthen, metallic, or wooden bottle, jar, or can, with opening at the top C; also, opening near the bottom D, corresponding with opening in case at E, for admission of faucet F, which is directly opposite set-screw G.

The operation of the apparatus is as follows: The jar B is placed in the case A, so that the aperture D is brought opposite the aperture E and the faucet F, and is held firmly in place by the set-screw G (or by any other desirable means) pressing against and making a tight joint at the washer H. The

jar is then filled through the opening C, the contents passing down through the opening D, its flow being controlled by faucet F.

Having thus described my invention, what I claim as new, and desire to secure by Letters Patent, is—

1. The combination, substantially as described, of an adjustable receiver, B, provided with a discharging-aperture at its lower end and a faucet fixed in a corresponding aperture in the surrounding case, for the purpose set forth.

2. The combination, substantially as described, of the case A, provided with a faucet, F, the movable receiver B, having a discharge-orifice at its lower end, and an adjusting device, G, for the purpose set forth.

3. The combination, substantially as described, of the movable receiver B, fixed faucet F, and washer H, for the purpose set forth.

E. RIPLEY SIBLEY.

Witnesses:

J. T. HAMPTON,  
FRED. F. REICHENBACH.