

W. H. HARRIS.

WARDROBE.

No. 187,226.

Patented Feb. 13. 1877.

Fig. 1.

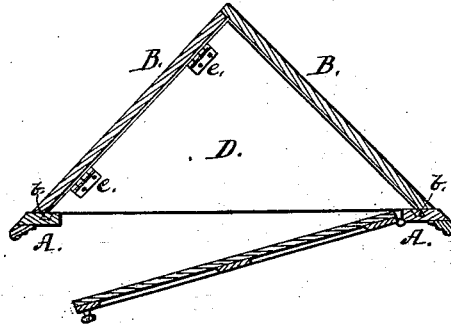


Fig. 2.

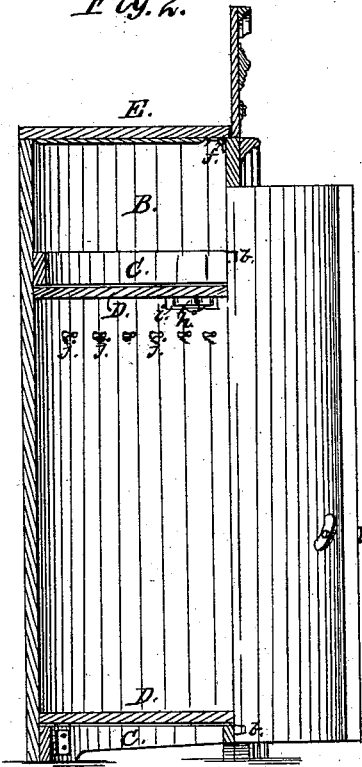
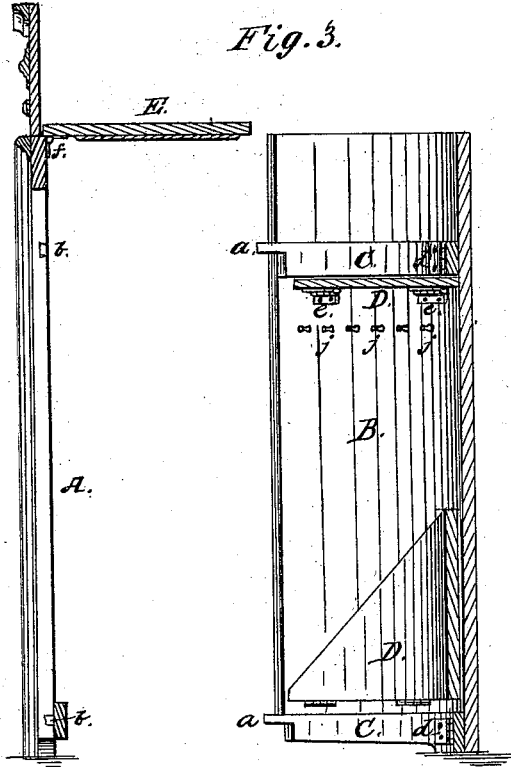


Fig. 3.



Witnesses:  
Edw. M. Down.  
M. Gardner.

Inventor:  
Wm H. Harris.  
per Wm Harris.  
Atty

# UNITED STATES PATENT OFFICE

WILLIAM H. HARRIS, OF JAMESTOWN, NEW YORK.

## IMPROVEMENT IN WARDROBES.

Specification forming part of Letters Patent No. 187,226, dated February 13, 1877; application filed November 22, 1875.

### *To all whom it may concern:*

Be it known that I, WILLIAM H. HARRIS, of Jamestown, in the county of Chautauqua and State of New York, have invented certain new and useful Improvements in Wardrobes; and I do hereby declare that the following is a full, clear, and exact description thereof, which will enable others skilled in the art to which it appertains to make and use the same, reference being had to the accompanying drawings, and to the letters of reference marked thereon, which form a part of this specification.

The object of my invention is to produce a folding portable wardrobe or closet, inclosed on all sides so as to protect its contents from dust, and so arranged and constructed that the portion forming the back or sides may be disconnected from the front and folded together, thereby occupying comparatively little space in shipment, and being much less cumbersome and difficult to move from one place to another than the ordinary wardrobe.

In the accompanying drawings, Figure 1 is a transverse section, and Fig. 2 a horizontal section, of the invention. Fig. 3 shows a horizontal section, with the front and back disconnected, and the latter partially folded together.

A is the front, consisting of a door and casing; B, the back, made of suitable thin material, and fastened to the ribs C. These ribs extend past the back B, on one side, so as to form pins or lugs *a*, to be inserted in corresponding mortises *b* in the front A. The opposite ends of the ribs C are hinged together at *d*, for the purpose of allowing the back B to be opened or folded together, as desired. The shelves D are hinged to one side of the back

B, as shown at *e*. E is the top or cover, made to extend over the back B, and is hinged at *f* to the upper part of front A.

In putting the front A and back B together, swing the top E up so that the back B will go under it, and insert the lugs *a* into the mortises *b*, while the shelves D are folded against the back B; then bring them into position, and they will hold the two firmly together. The upper shelf is held in place by the button *h* swinging into the groove *i* in the back B. This shelf may, if preferred, be hinged to the upper side of rib C, and be supported by the same, and fold up instead of down, as here shown. *jjjjjj* are wardrobe-hooks.

### I claim—

1. A folding wardrobe, made triangular in form, two sections being hinged together to form the back, the shelves being hinged to one of said sections; and a front, consisting of the door and the posts or frame, to which they are hinged, being secured to the sections forming the back by means of a mortise and tenon, or other equivalent fastening device, as and for the purpose set forth.

2. In combination with the hinged sections B B, having hinged shelves D, the detachable front piece, consisting of frame A A, having doors hinged thereto, and the top E, hinged at *f* to said frame, as and for the purpose set forth.

In testimony that I claim the foregoing as my own I affix my signature in presence of two witnesses.

WILLIAM H. HARRIS.

### Witnesses:

RICHD. G. BUSH,  
MILO HARRIS.