

A. ERLEBACH.
CROQUET STAND.

No. 187,259.

Patented Feb. 13 1877.

Fig. 1.

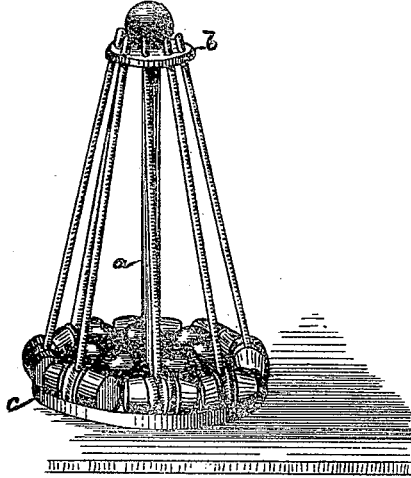
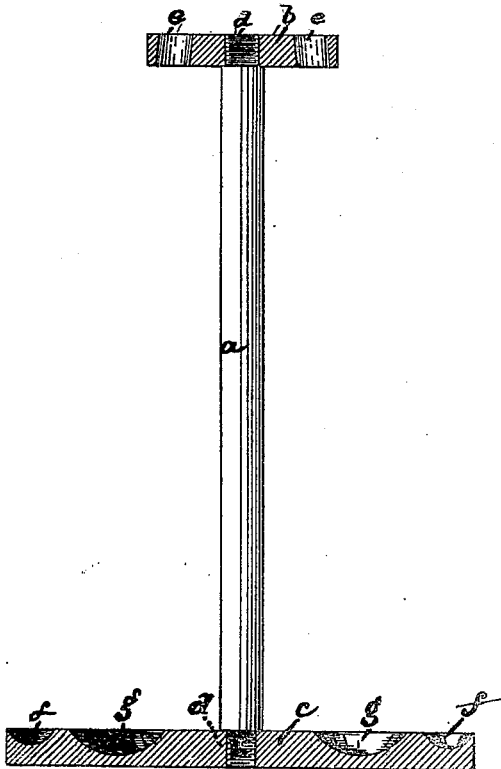
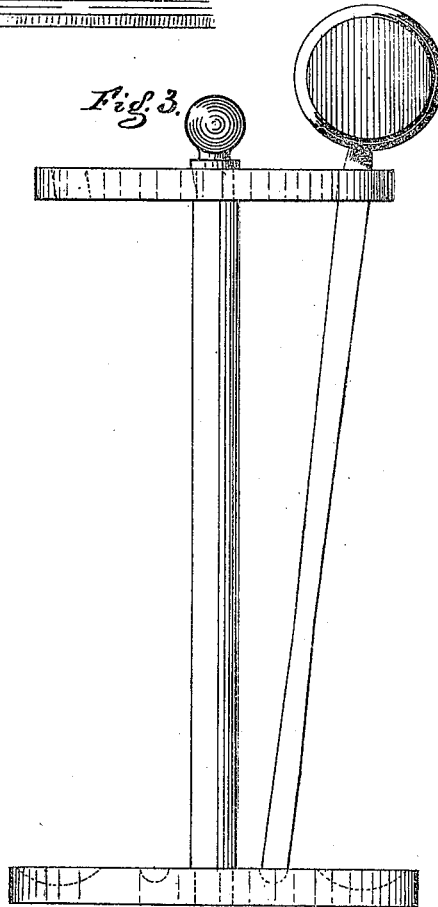


Fig. 2.



Witnesses.
Chas. Kusman.
Geo. M. McCallain.

Fig. 3.



Inventor.
A. Erlebach.

UNITED STATES PATENT OFFICE

ADOLPH ERLEBACH, OF BOSTON, MASSACHUSETTS.

IMPROVEMENT IN CROQUET-STANDS.

Specification forming part of Letters Patent No. 187,259, dated February 13, 1877; application filed January 25, 1877.

To all whom it may concern :

Be it known that I, ADOLPH ERLEBACH, of Boston, in the county of Suffolk and State of Massachusetts, have invented an Improved Stand for Croquet-Sets, of which the following is a specification :

The object of this invention is to provide a stand for the support of the mallets and other articles used in the game of croquet, either for the display of the same in show-windows or to have them at hand in a compact form ready for use.

The stand is made of wood, or other suitable material, and is so constructed as to be readily taken apart and occupy but a small space when packed for transportation with the other articles used in the game.

In the accompanying drawing, Figure 1 is a perspective view of my invention, showing the balls and mallets in position; Fig. 2 is a sectional elevation of the same; and Fig. 3 is a modification thereof.

In the drawing, *a* is an upright standard, having at its upper and lower ends two disks or circular pieces of wood, or other material, *b c*. These pieces *b c* are attached to the standard *a* by means of the screw-threaded ends *d d* of the standard *a*, which are screwed into corresponding screw-threaded holes in their centers. The upper piece *b* is provided with suitable holes *e e* for the reception of the handles of the mallets, while the lower piece *c* is provided with a circular groove, *f*, or other depression of its surface, for the reception of the butts of the same. The lower piece, or base, is also provided with a circular groove, or other depression, for the reception of the balls, as shown in Fig. 1.

When the stand is to be packed for transportation, or other purpose, the pieces *b* and *c* are unscrewed from the standard *a*, and are thus made to occupy a much smaller space than when put together for use.

In Fig. 3 the mallet is shown in a position the reverse of that shown in Fig. 1, the free end of the handle resting in a depression made in the base of the stand to receive it, as shown in dotted lines, the larger depression in dotted lines being designed to receive the balls. In this figure a small knob, held in place by an additional screw-thread on the upper end of the standard *a*, serves as a handle by which the stand may be lifted when it is desired to move it from place to place.

It is obvious that the upper and lower pieces *b* and *c* may be made of various forms without departing from my invention.

The ends of the standard *a* may also be made smooth, and fitted tightly into the holes in the upper and base pieces; but I prefer to make them with screw-threads.

What I claim as my invention, and desire to secure by Letters Patent, is—

A holder for croquet mallets and balls composed of the perforated disk *b*, the upright standard *a*, and the lower disk *c*, having annular grooves *f* and *g*, said parts being combined and arranged substantially as and for the purpose set forth.

In testimony whereof I have signed my name to this specification in the presence of two subscribing witnesses.

ADOLPH ERLEBACH.

Witnesses :

CHAS. KINSMAN,
GEO. M. MCCALLOE.