

L. LEWINE.

EXTENSIBLE SHAWL STRAP BARS.

No. 187,289.

Patented Feb. 13, 1877.

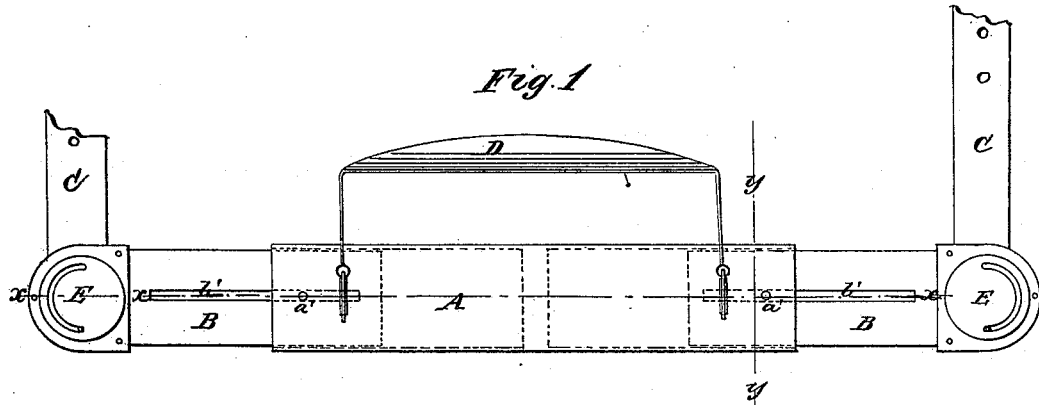


Fig. 2

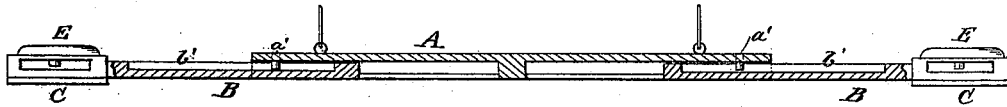
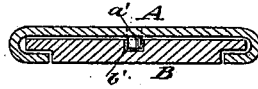


Fig. 3



WITNESSES:

A. W. Almqvist
J. A. Scarborough

INVENTOR:

L. Lewine.
BY *Munnell*
ATTORNEYS.

UNITED STATES PATENT OFFICE.

LYON LEWINE, OF BROOKLYN, NEW YORK.

IMPROVEMENT IN EXTENSIBLE SHAWL-STRAP BARS.

Specification forming part of Letters Patent No. 187,289, dated February 13, 1877; application filed January 6, 1877.

To all whom it may concern :

Be it known that I, LYON LEWINE, of Brooklyn, in the county of Kings and State of New York, have invented a new and useful Improvement in Extension Shawl-Strap Bar, of which the following is a specification :

Figure 1 is a top view of my improved shawl-strap bar. Fig. 2 is an edge view of the same, partly in section, through the line *xx*, Fig. 1. Fig. 3 is a cross-section of the same taken through the line *yy*, Fig. 1.

Similar letters of reference indicate corresponding parts.

The object of this invention is to furnish a shawl-strap bar which shall be so constructed that it may be extended and contracted in length to correspond with the length of the bundle or package to which it is to be applied, and which shall be simple in construction, strong, durable, and not liable to get out of order.

The invention consists in a shawl-strap bar so constructed as to be capable of extension and contraction to enable it to be adjusted to correspond in length with the length of the package to which it is to be applied; and in an extension shawl-strap bar formed by the combination of the middle part, having T-grooves formed upon its lower side, and provided with the stop-pins and the end parts rabbeted upon their side edges, and provided with the longitudinal grooves, with each other, as hereinafter fully described.

The bar is made in three parts, B A B. A is the middle part, to which the handle D is attached in the usual way. In the under side of the middle part A are formed wide T-grooves, extending from its ends nearly to its center, as shown in Fig. 2. The lower cor-

ners of the side edges of the end parts B are rabbeted, so that the said end parts B may fit into the T-grooves of the middle part A, as shown in Fig. 3. In the upper sides of the end parts B are formed grooves *b'*, extending nearly from end to end of said parts, to receive pins *a'*, attached to the middle part A, near its ends, to prevent the said end parts B from becoming detached from the said middle part A. To the outer ends of the end parts B are attached straps C and my improved buckle E, or the said straps may be provided with any suitable buckle or fastener. A third strap, C, may be attached to the center of the middle part A, if desired.

I have described a neat and simple way of connecting the end or extension parts B with the middle part A, to allow them to slide upon each other, and prevent them from becoming detached; but they may be connected in various other ways without departing from my invention.

Having thus described my invention, I claim as new and desire to secure by Letters Patent—

1. An extensible and contractible shawl-strap bar, consisting of bars or plates adapted to slide upon each other, substantially as herein set forth.
2. The combination of the bar A, having T-grooves upon its lower side, and provided with stop pins *a'*, with the rabbeted end parts B, provided with longitudinal grooves *b'*, and the ordinary holding-straps C, substantially as and for the purpose set forth.

LYON LEWINE.

Witnesses :

JAMES T. GRAHAM,
C. SEDGWICK.