

J. DOYLE.

THREAD-CUTTER FOR SEWING-MACHINES.

No. 187,365.

Patented Feb. 13, 1877.

Fig. 1.

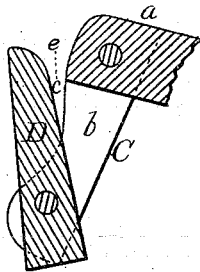


Fig. 2.

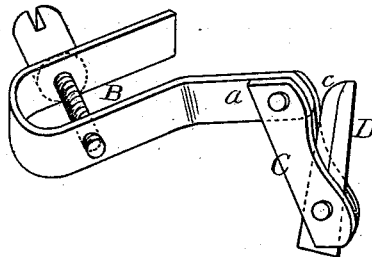
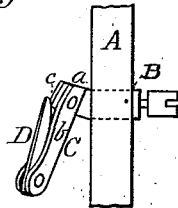


Fig. 3.



WITNESSES

Villette Anderson,
F. J. Massi

INVENTOR

John Doyle,
by E. W. Anderson,
ATTORNEY

UNITED STATES PATENT OFFICE.

JOHN DOYLE, OF HOBOKEN, NEW JERSEY, ASSIGNOR TO ALEXANDER ROBERTSON, OF NEW YORK, N. Y.

IMPROVEMENT IN THREAD-CUTTERS FOR SEWING-MACHINES.

Specification forming part of Letters Patent No. **187,365**, dated February 13, 1877; application filed November 18, 1876.

To all whom it may concern:

Be it known that I, JOHN DOYLE, of Hoboken, in the county of Hudson and State of New Jersey, have invented a new and valuable Improvement in Thread-Cutters for Sewing-Machines; and I do hereby declare that the following is a full, clear, and exact description of the construction and operation of the same, reference being had to the annexed drawings, making a part of this specification, and to the letters and figures of reference marked thereon.

Figure 1 of the drawings is a representation of a section through the blade and its slotted arm. Fig. 2 is a perspective view of the invention unattached. Fig. 3 is a front view of the same attached.

This invention has relation to thread-cutters for sewing-machines; and it consists in the construction and novel arrangement of the U-shaped shank, adjustable to the presser-bar of any sewing-machine, and the obliquely descending slotted arm carrying the blade or cutter pivoted or riveted thereto, and forming a low angle therewith, so that when the thread is passed between the arm and blade it will be divided by a sweeping or draw cut, as hereinafter shown and described.

In the accompanying drawings, the letter A designates the presser-bar of any sewing-machine to which this thread-cutter is designed to be applied, although it may be attached to any other bar of similar diameter, or may be held in the hand. B indicates the U-shaped clamp-frame or body of the cutter, which is provided with a set-screw or clamp-screw, whereby it may be secured to the presser-bar, being usually passed on the bar from the rear forward or toward the operator. C represents an arm descending preferably from the left branch of the body-portion obliquely downward and outward, being thrown somewhat away from the presser-bar by the outwardly-bent extension *a* of the branch to which it is attached. This arm is slotted, or it may be made of two side pieces *b*, inclosing at their upper ends the end of the extension *a*. In the slot, or to the lower ends of and between the bars *b*, is riveted or pivoted the

blade D, which is provided with a convex cutter-edge, *e*, on its inside or toward the bars of the slotted arm. These bars are usually made concave longitudinally on their edges, and the blade D is designed, when adjusted for use, to make a low angle therewith, as shown in the drawings, so that when the thread is carried downward into the V-shaped space *e*, between the arm and blade, it will be divided by a sweeping or drawing cut, accomplished in the main by the position of these guiding edges, rather than any definite movement of the left hand of the operator, this hand being usually not so well educated as its fellow.

Should the blade become dull its rivet or pivot may be loosened a little, so that it can be turned outward and resharpened, after which it should be brought back into its angular position, in which it is turned upward, inward, and slightly forward, so that the thread can be readily carried into the V-shaped space, before mentioned.

If it is thought desirable, an opposite cutting-edge may be made on the inner side of this V-shaped space, but for all ordinary purposes the blade D will be sufficient, when arranged in connection with the parts and in the general position described.

What I claim as new, and desire to secure by Letters Patent, is—

1. The adjustable thread-cutter, having the U-shaped clamping-body B, and the obliquely-descending arm C, carrying the cutter-blade D, substantially as specified.

2. In a thread-cutter, the combination, with the oblique-slotted or double-barred arm C, having a clamping attachment, of the blade D, pivoted or riveted therein, to form a low angle therewith, when adjusted for use, substantially as specified.

In testimony that I claim the above I have hereunto subscribed my name in the presence of two witnesses.

JOHN DOYLE.

Witnesses:

E. C. DORWIN,
JAS. G. WHITE.