

S. W. MATHER.
FIRE-KINDLER.

No. 187,399.

Patented Feb. 13, 1877.

Fig. 1.

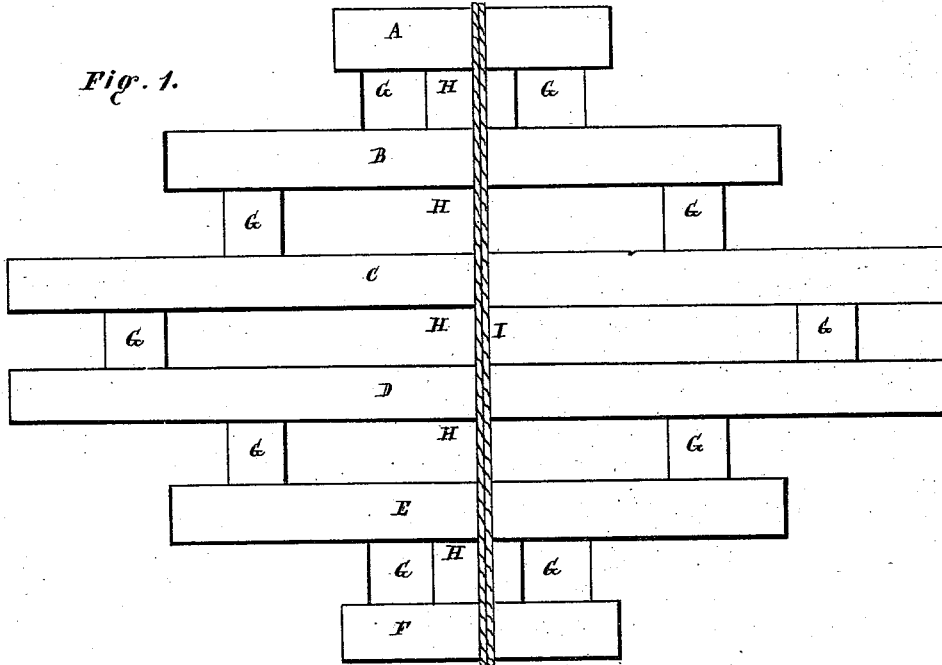


Fig. 2.

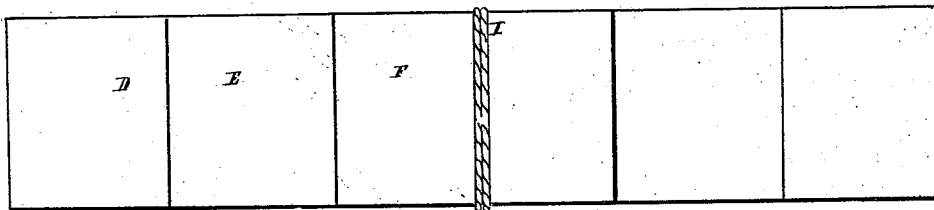
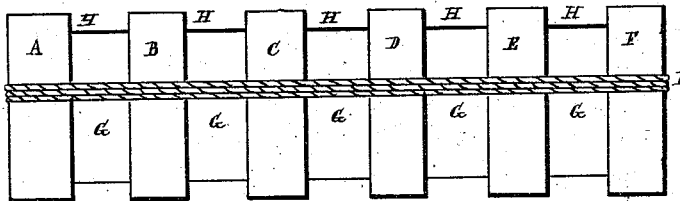


Fig. 3.



Witnesses.

J. H. Burridge.
J. A. Parsons.

Inventor.

S. W. Mather.
By Burridge & Co.
Atty.

UNITED STATES PATENT OFFICE.

SAMUEL W. MATHER, OF CLEVELAND, OHIO.

IMPROVEMENT IN FIRE-KINDLERS.

Specification forming part of Letters Patent No. 187,399, dated February 13, 1877; application filed January 20, 1877.

To all whom it may concern:

Be it known that I, SAMUEL W. MATHER, of Cleveland, in the county of Cuyahoga and State of Ohio, have invented a certain new and Improved Fire-Kindler; and I do hereby declare that the following is a full, clear, and complete description thereof, reference being had to the accompanying drawings, making a part of the same.

Figure 1 is a top view of the kindler. Fig. 2 is a side view. Fig. 3 is an end view.

Like letters of reference refer to like parts in the several views.

The nature of my invention relates to an improvement in fire-kindlers, the same being a new article of manufacture and trade. The said kindler consists of series of wooden strips of various lengths, arranged with blocks between said strips to keep them apart, and the whole tied or fastened together with a band or cord.

For a more full description of the said fire-kindler, reference is had to the following specification, and to the annexed drawings.

In Fig. 1, A B C D E F represent the strips or pieces of wood. The pieces A F are the shortest; B E longer than A F, and C D the longest of the kindler. Between the pieces referred to are placed blocks G, as seen in Figs. 1 and 3. These blocks are for the purpose of keeping the pieces from A to F apart, and to allow a space, H, between said pieces, as shown in the drawing, which allows a free draft of air to pass between the kindler, thereby permitting it to be readily ignited and to burn more freely. The purpose of having the blocks G shorter than the width of the pieces, as seen in Fig. 3, is to admit of a more free circulation of air to the kindler. The blocks may be in length the same as the width of the strips or pieces.

When the kindler is made up of block and pieces, as described, the tie or cord I is passed around it, as seen in Figs. 1 and 2, for the

purpose of holding or tying the pieces and blocks together, or instead of having the cords I around the kindler, as seen in Figs. 1 and 2, it may be banded around the ends and sides of the pieces, as shown in Fig. 3, so as to secure the kindlers together. After the kindler is corded together it is then dipped in or coated with liquid tar, resin, paraffine, or other suitable hydrocarbon material or compound, for the purpose of causing a ready ignition and combustion of the kindler. After the kindler has been dipped or coated in the material referred to, it is then covered with fine chips or shavings, to facilitate the firing, and the band or cords I, in addition to its being a binder for holding the blocks and pieces together, forms also a lighter, which will readily take fire when ignited, and thereby inflame the entire kindler. The said coating also aids in holding or connecting the pieces and blocks together in combination with the cord.

The object of making the pieces at the sides shorter than the central strips is to admit of its being used in the fire-box or furnaces of various sizes.

In case the kindler were of a rectilinear form, the corners thereof might not admit of its use as generally as would the form herein shown.

What I claim as my invention, and desire to secure by Letters Patent, is—

As a new article of manufacture, the herein-described fire-kindler, consisting of wood strips, arranged parallel with each other, decreasing from the central to the side pieces in length, in combination with blocks G, band I, and coating of suitable hydrocarbon compound or material, as specified.

SAMUEL W. MATHER.

Witnesses:

MILO OSBORN,
J. H. BURRIDGE.