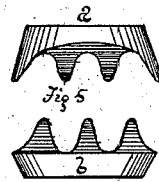
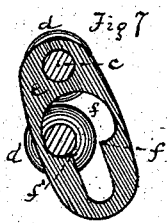
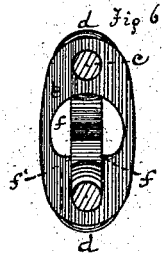
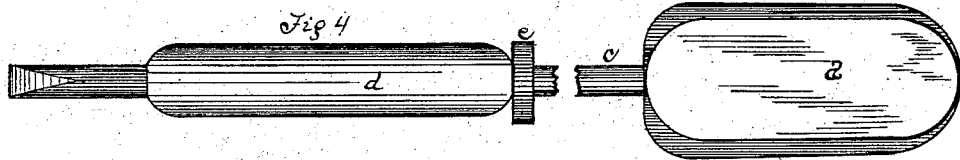
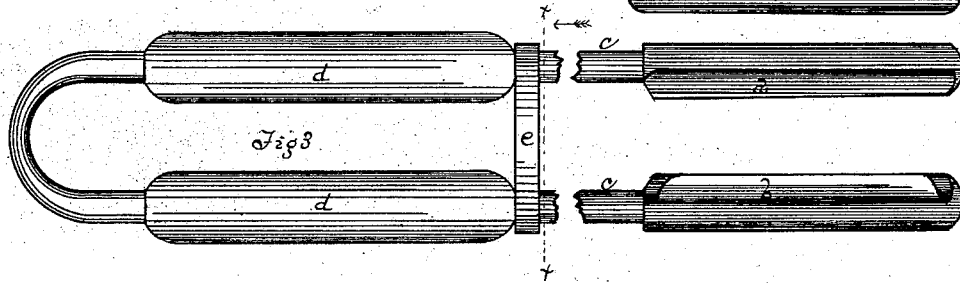
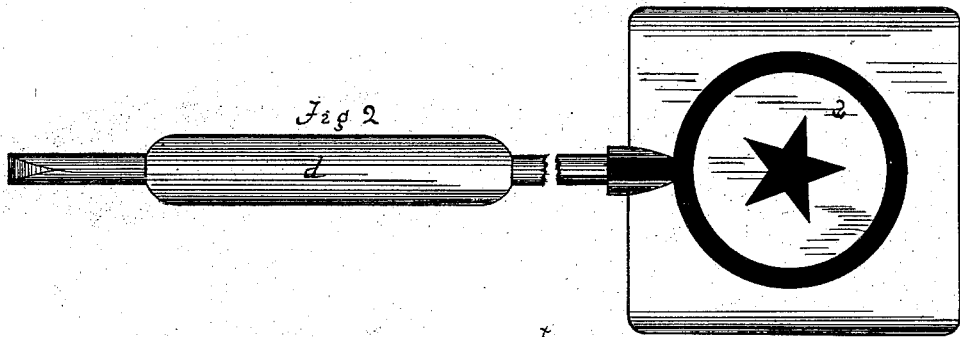
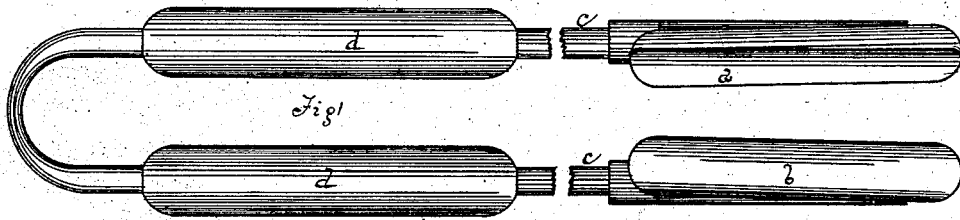


T. E. KING.
FLUTING-IRON.

No. 187,715.

Patented Feb. 27, 1877.



WITNESSES
Robt. L. Gaylord
C. M. Alexander

INVENTOR
Theodore E. King
By Wm. E. Simmonds
Att'y

UNITED STATES PATENT OFFICE.

THEODORE E. KING, OF ROCKVILLE, CONNECTICUT, ASSIGNOR TO SAMUEL FITCH, OF SAME PLACE.

IMPROVEMENT IN FLUTING-IRONS.

Specification forming part of Letters Patent No. 187,715, dated February 27, 1877; application filed April 12, 1876.

To all whom it may concern:

Be it known that I, THEODORE E. KING, of Rockville, in the county of Tolland and State of Connecticut, have invented certain new and useful Improvements pertaining to a Fluting and Crimping Device, of which the following is a specification, reference being had to the accompanying drawings, where—

Figure 1 is a side view of an apparatus for fluting or crimping cloth embodying my invention. Fig. 2 is a top view of same. Fig. 3 is a side view of an apparatus for crimping hair embodying my invention. Fig. 4 is a top view of same. Fig. 5 is a front view of same. Fig. 6 is a view in section on plane *x x*, looking in the direction indicated by the arrow. Fig. 7 is a view the same as Fig. 6, except that the handles are caught together by the mortised latch.

The letters *a b* denote two corresponding crimping or fluting plates, the projections of the one corresponding to the depressions of the other borne on handle-rods *c c*, which are both made of a single elastic rod, looped or doubled, as shown in the drawings. The elastic quality is necessary in order to cause the plates *a b* to open or separate after being pressed together to crimp or flute the cloth or hair. So far as now described the cloth-fluter and the hair-crimper are the same in construction, except that the cloth-fluter has larger plates than the hair-crimper. Both have the handles *d*, of wood or other material which is a non-conductor of heat, so that the device may be readily handled when hot.

In practice or use it is not intended to directly heat the cloth-fluter, but to lay it on a table, insert the cloth to be fluted, and then rest a heated flat-iron on the upper plate, which will press the upper plate down upon the cloth, and the heat of the flat-iron, being

communicated to the plate *a*, will make it hot enough to effect the fluting.

In using the hair-crimper I prefer that it be heated in hot water, so that it may not become hot enough to burn or crisp the hair. To effect the crimping of the hair with this heat it is requisite that the plates be held together upon the hair for some seconds, and the repetition of this process requires more strength than it is convenient for most ladies to exert. To obviate this difficulty I have devised the latch *e*, pivoted and swinging upon one of the handle-rods, with a shouldered mortise, *f*, inclosing the other handle-rod, so that when the handles are pressed together the operator can, by a movement of the thumb, swing this latch to one side, as shown in Fig. 7, and, catching the lower rod on one of the shoulders *f'*, lock the handles, and, consequently, the plates, together.

So far as the first clause of the following claim is concerned, I limit myself to fluting-plates only, not claiming equivalents therefor, as I only desire to cover and claim a device which will allow one plate to lie on a table, with cloth between the two plates, and allow the proper heating to be effected by a hot flat-iron, or the like, resting on the upper plate, the cloth being meanwhile protected from contact with the table, which might soil the cloth, and from contact with the hot flat-iron, which might burn it.

I claim as my invention—

The combination of the crimping or fluting plates *a b*, handles *c*, and mortised latch *f*, all substantially as described; and for the purposes set forth.

THEODORE E. KING.

Witnesses:

WM. E. SIMONDS,
ROBT. F. GAYLORD.