

S. L. YOURTEE.

SHELF ATTACHMENT FOR STOVES.

No. 187.744.

Patented Feb. 27, 1877.

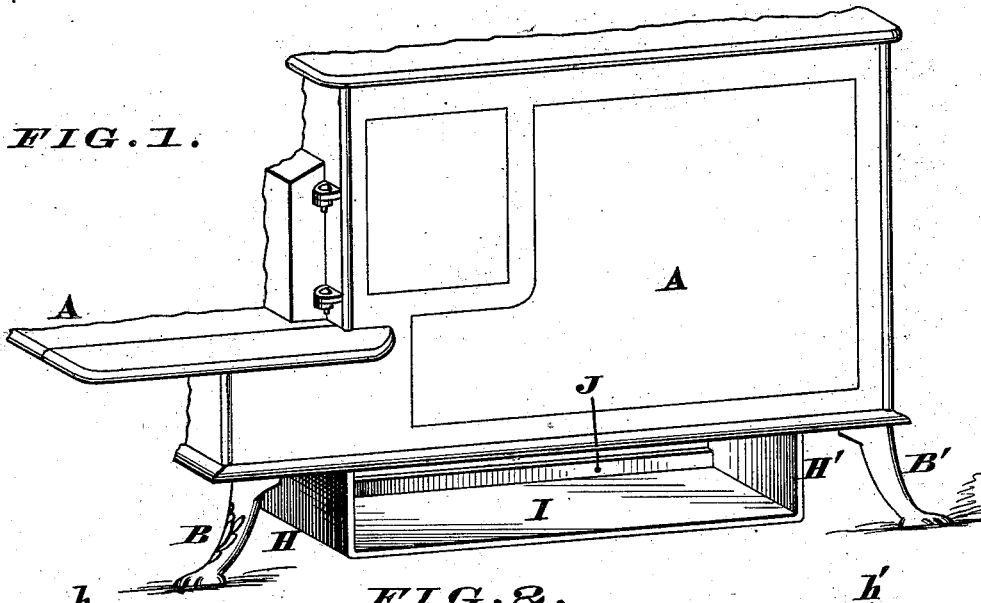


FIG. 1.




FIG. 2.

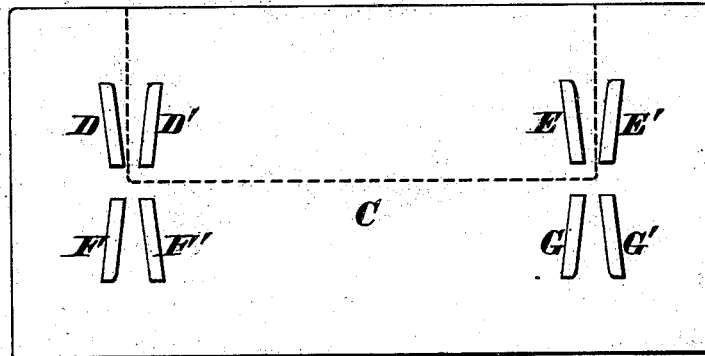
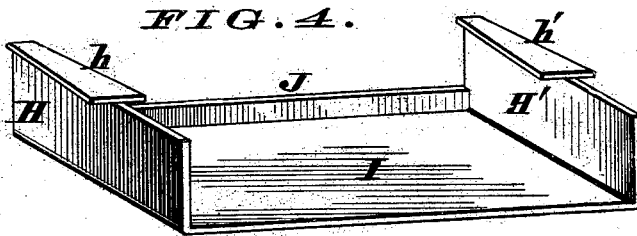


FIG. 3.

FIG. 4.



Samuel L. Yourtee
per Wm. Hubbell Fisher,
Att'y.

Attest.
E. Walton Jr.
Charles Schumma

UNITED STATES PATENT OFFICE

SAMUEL L. YOURTEE, OF CINCINNATI, OHIO.

IMPROVEMENT IN SHELF ATTACHMENTS FOR STOVES.

Specification forming part of Letters Patent No. 187,744, dated February 27, 1877; application filed May 26, 1876.

To all whom it may concern:

Be it known that I, SAMUEL L. YOURTEE, of Cincinnati, Ohio, have invented certain new and useful Improvements in Shelf Attachments for Stoves, of which the following is a specification:

This invention consists in applying a shelf to the bottom plate of a cook-stove, said shelf being designed more especially for the reception of the lids, long and short centers, poker, tongs, and all other usual accessories of a stove. The shelf depends from said bottom plate any suitable distance, but not so far as to come in contact with the floor, which arrangement effectually prevents the transmission of heat to the wooden support of the stove. Furthermore, the shelf may be arranged so as to be readily attached to, or detached from, the stove; or it may be permanently applied thereto. It is also capable of being applied to either side of the stove, to suit the convenience of the purchaser.

In the annexed drawings, Figure 1 is a perspective view of a portion of a cook-stove with my shelf attached thereto. Fig. 2 is an enlarged longitudinal section through the shelf and its accessories. Fig. 3 is a plan of the bottom plate of the stove, the position of the shelf being indicated with dotted lines; and Fig. 4 is a perspective view of the shelf detached from the stove.

A represents a portion of a cook-stove, which stove may be of any shape and size; and it is furnished with customary feet B B', for supporting it at any desired elevation above the floor of the room.

C represents the bottom plate of the stove, which plate has cast with it two distinct pairs of lugs, flanges, or grooved plates, D D' and E E', as more clearly shown in Fig. 3. The two lugs D D' are not parallel, but are considerably separated at their outer ends, and approach each other toward their inner ends. The two other lugs, E E', are arranged in a precisely similar manner. These two pairs of lugs D D' and E E' do not extend completely across the bottom of the stove, but reach only from the middle of the same out about half-way to the side of said plate. This arrangement may be duplicated on the other half of the bottom plate, as seen at F F' and G G'.

The lugs D D' and E E' are adapted to receive, respectively, the flat but rearwardly-

converging tongues, plates, or wings h h', which are cast upon the end pieces H H'.

This shelf is preferably a light casting, open in front, and provided in rear with an upwardly-projecting flange or rib, J, which not only stiffens said shelf, but it also prevents articles falling off at the rear of the same.

When it is desired to fit my shelf to the right side of a stove, the tongues h h' are slipped into the converging lugs D D' and E E' as far as the latter will permit, which simple act is all that is necessary to be done in order to secure the device in position. When thus secured the shelf affords an ample and very convenient support for the various fittings of the stove—such, for example, as lids, long and short centers, pokers, pot-lifters, shovel and tongs, &c.—besides which the shelf is also useful for drying kindling and such other articles as do not require the intense heat of the oven. The shelf may as readily be applied to the left side of the stove by slipping the slates h h' into the other pair of lugs F F' and G G'.

Instead of employing the lugs herein described, the shelf may be permanently attached to the under side of the stove with screws, bolts, or otherwise.

By having the shelf elevated several inches, there is no danger of the floor being burned by the heat radiated from the hot lids, &c.; and this elevation affords ample facility for sweeping under the stove, and thereby prevents an accumulation of dirty and dangerous litter beneath the same.

The shelf may be made of sheet-iron or other suitable material, and be provided at its front with one or more hinged doors.

I claim as my invention—

1. The shelf I, supported by hangers or ends H H', depending from the bottom of a cook-stove, said shelf being out of contact with the floor.

2. The combination of bottom plate C, lugs D D' E E', and detachable shelf H h H' h' I, substantially as described and set forth.

3. The stiffening-rib or fender J, extending from end to end of the shelf, and connecting with the bottom plate I of the same, for the purpose specified.

Attest: SAMUEL L. YOURTEE.

F. W. DUSTIN,
C. WALTON, Jr.