

E. W. BRIDGE.  
CHIN-RESTS FOR VIOLINS.

No. 187,996.

Patented March 6, 1877.

Fig. 1.

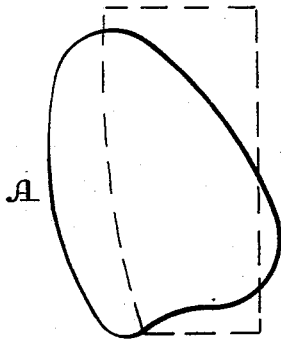


Fig. 2.

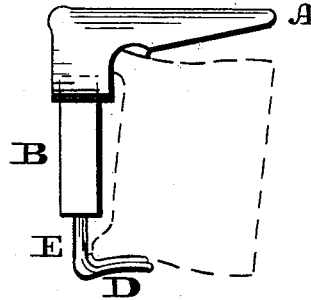


Fig. 3.

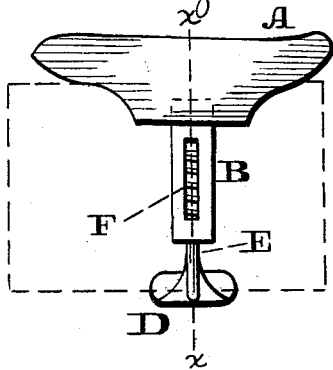
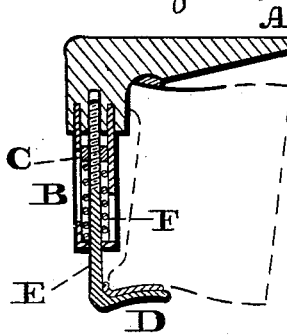


Fig. 4.



Witnesses:  
*Lewis F. Brous,*  
*Ac. P. Grant*

Inventor:  
*E. W. Bridge,*  
by *John A. Gieseler*  
Attorney.

# UNITED STATES PATENT OFFICE.

EDWARD W. BRIDGE, OF PHILADELPHIA, PENNSYLVANIA, ASSIGNOR OF  
ONE-HALF HIS RIGHT TO FLORIEN G. PINCUS, OF SAME PLACE.

## IMPROVEMENT IN CHIN-RESTS FOR VIOLINS.

Specification forming part of Letters Patent No. 187,996, dated March 6, 1877; application filed  
July 21, 1876.

*To all whom it may concern :*

Be it known that I, EDWARD W. BRIDGE, of the city and county of Philadelphia and State of Pennsylvania, have invented a new and useful Improvement in Violin Chin-Rests; and I do hereby declare the following to be a clear and exact description of the nature thereof, sufficient to enable others skilled in the art to which my invention appertains to fully understand, make, and use the same, reference being had to the accompanying drawings, making part of this specification, in which—

Figure 1 is a top or plan view of the chin-rest embodying my invention. Fig. 2 is a side elevation thereof. Fig. 3 is a rear elevation thereof. Fig. 4 is a central vertical section thereof in line *xx*, Fig. 3.

Similar letters of reference indicate corresponding parts in the several figures.

My invention consists of a chin-rest and clamping-hook, in combination with means for adjustment fitted or concealed in the hollow shank intermediate of the rest and hook.

Referring to the drawings, A represents the rest, which is to be located on the upper face of the violin, at the rear thereof, as is well known.

This rest may be made of hard rubber, molded or otherwise formed into shape, and to the same is secured a shank, B, whose upper end is embedded in or connected to the rest A, said shank consisting of a hollow box or tube whose bore is of angular form. Within the shank B there is loosely fitted a nut, C, whose angular sides are in contact with the inner face of the shank, so that said nut will be prevented from turning.

D represents a clamp piece or hook, with which is formed or to which is connected a stem, E, whose upper end is screw-threaded so as to engage with the threads of the nut C. Surrounding the stem E is a spring, F, which bears against the lower face of the nut C at one end, and at the other end against a stop on the lower portion of the inside of the shank B.

The operation is as follows: The stem E will be rotated so that the distance between the piece D and the rest A will be adjustable relatively to the height of the violin to which the chin-rest is to be secured, care being taken that said distance is less than the said height, so that the spring F will have sufficient holding power. Now, fit the rest A on the rear edge of the upper side of the violin, and draw the piece D from the rest A, and fit said piece on the opposite edge of the lower side of the violin. The action of the spring F will then cause the rest to be held securely in position.

It will be seen that the rest may be readily adjusted to violins of various heights by properly rotating the stem E, so as to increase or decrease the distance between the rest A and clamp-piece D. It will also be seen that the nut C and spring F are inclosed in the shank B, and, consequently, are concealed therein. The spring F causes the rest A to be held securely, but without severity. It will also be seen that, owing to the material of which the body A is formed, said body will not absorb moisture, and consequently it can be wiped and kept dry and clean, and, by means of the embedded shank B, there will be no loose or rattling joints between the body and shank.

Having thus described my invention, what I claim as new, and desire to secure by Letters Patent, is—

1. The chin-rest and clamp-hook, in combination with the adjusting nut and spring, when said nut and spring are concealed in a shank intermediate of the rest and hook, substantially as and for the purpose set forth.

2. The chin-rest and clamp-hook with a screw-stem, in combination with a hollow shank having a nut and spring fitted therein, substantially as and for the purpose set forth.

EDWARD W. BRIDGE.

Witnesses:

JOHN A. WIEDERSHEIM,  
H. E. HINDMARSH.