

A. C. BARSTOW.

STOVE-GRATE.

No. 188,038.

Patented March 6, 1877.

Fig. 1.

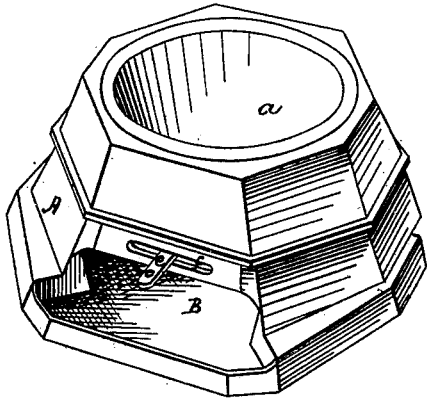


Fig. 2.

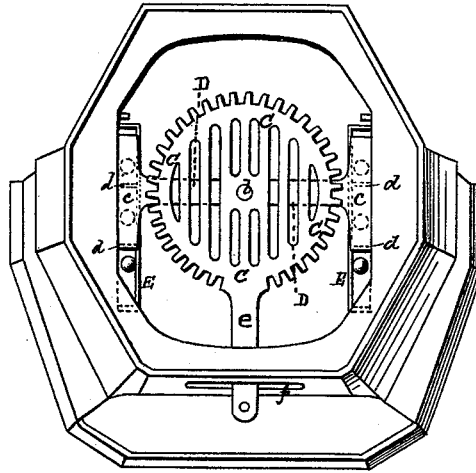


Fig. 3.

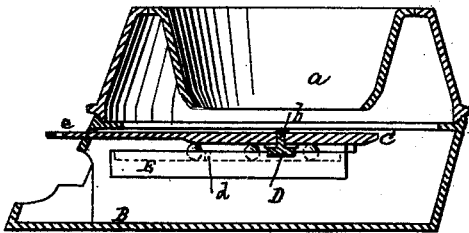
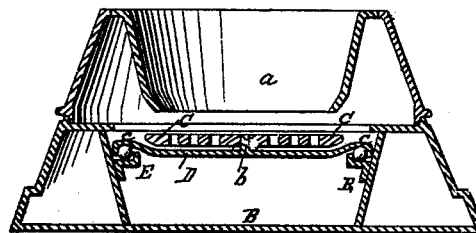


Fig. 4.



Witnesses:
Harvey B. Page.
H. Hildman

Inventor,
A. C. Barstow
by atty. Pollock & Bailey.

UNITED STATES PATENT OFFICE.

AMOS C. BARSTOW, OF PROVIDENCE, RHODE ISLAND.

IMPROVEMENT IN STOVE-GRATES.

Specification forming part of Letters Patent No. **188,038**, dated March 6, 1877; application filed August 25, 1876.

To all whom it may concern:

Be it known that I, AMOS C. BARSTOW, of Providence, Rhode Island, have invented certain new and useful Improvements in Stoves, of which the following is a specification:

My invention relates to stove-grates; and it consists of a grate adapted to rotate horizontally, and at the same time to bodily move back or forth, or reciprocate.

The nature of my invention and the manner in which the same is or may be carried into effect will be understood by reference to the accompanying drawing, in which I have represented so much of a stove as required for the purpose of explaining my improvements.

Figure 1 is a perspective view of that part of a stove to which my invention relates. Fig. 2 is a plan of the base. Fig. 3 is a vertical central section from front to back. Fig. 4 is like section from side to side.

A is the base of a stove, which may be of any ordinary or suitable construction. The stove, a part of which is here shown, is intended for a base-burning fire-place heater. B is the ash-pit. C is the grate of circular outline, arranged, as usual, under the lower end of the fire-pot *a*, and arranged to rotate in a horizontal plane on a pivot, *b*. This pivot is carried by a frame, D, which at the sides terminates in box-like carriers *c*, that rest on bearings or guides E, which extend parallel to each other, on opposite sides of the ash-pit, and in a direction from front to rear of the same. These bearings or guides are made in trough form, to receive loose balls, upon which the carriers *c* fit and directly rest, this arrangement being for the purpose of reducing friction between the parts when the grate is caused to slide back and forth. The trough-like guides E are divided up by two or more

partitions, *d*, which prevent the friction-balls from approaching one another too closely.

The grate C is provided with a handle or grate-bar, *e*, which may be fixed to the grate, formed in one piece therewith, or otherwise formed and arranged to be connected thereto. This handle projects through a horizontal slot, *f*, formed in the front of base A; and back of the slot there should be, as usual, a slide to cover the slot, and prevent exit of dust, &c., through the slot when the grate is shaken. The handle, of course, will pass loosely through this slide, so that it may move out and in through said slide when used to reciprocate the grate.

Under the arrangement described it will be noted that the grate can be moved bodily either back and forth, or upon its axis of rotation, or both movements may simultaneously be imparted to it.

I have described what I deem to be on the whole the best way of carrying my invention into effect. I do not, however, limit myself to the particular details of construction herein described; but

What I claim, and desire to secure by Letters Patent, is—

1. A stove-grate, arranged and adapted to slide bodily back and forth, and at the same time to rotate horizontally, substantially as set forth.

2. The combination, substantially as set forth, of a rotary stove-grate, and a sliding or reciprocatory grate-supporting frame.

In testimony whereof I have hereunto signed my name this 24th day of August, A. D. 1876.

AMOS C. BARSTOW.

Witnesses:

J. R. PRESCOTT,

A. C. BARSTOW, Jr.