

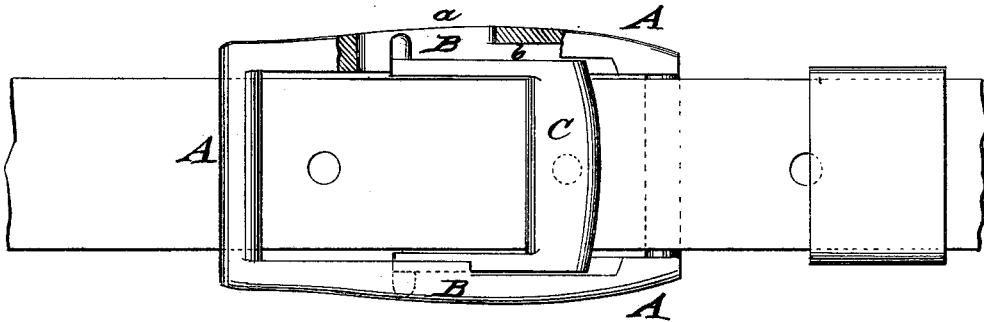
L. D. HUBBARD.

TRACE-BUCKLE.

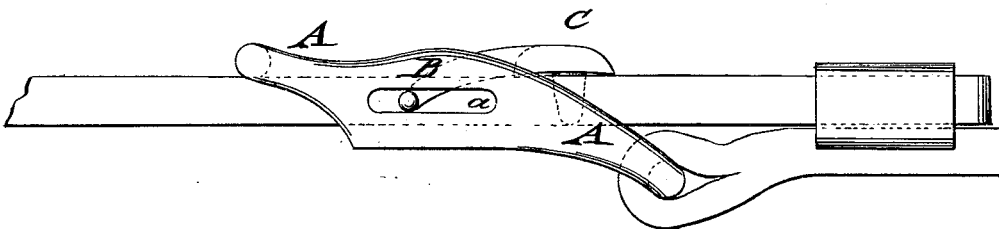
No. 188,054.

Patented March 6, 1877.

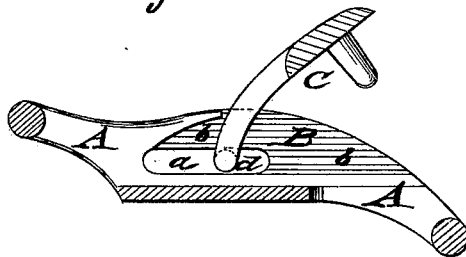
*Fig: 1.*



*Fig: 2.*



*Fig: 3.*



WITNESSES:

*Chas. Nida*  
*John Goethals*

INVENTOR:

*L. D. Hubbard*  
BY *Mumford*

ATTORNEYS.

# UNITED STATES PATENT OFFICE.

LYMAN D. HUBBARD, OF HUME, NEW YORK, ASSIGNOR TO HIMSELF AND  
HENRY C. BROWN, OF SAME PLACE.

## IMPROVEMENT IN TRACE-BUCKLES.

Specification forming part of Letters Patent No. **188,054**, dated March 6, 1877; application filed  
June 26, 1876.

*To all whom it may concern:*

Be it known that I, LYMAN D. HUBBARD, of Hume, in the county of Allegany and State of New York, have invented a new and Improved Trace-Buckle, of which the following is a specification:

In the accompanying drawing, Figure 1 represents a top view, Fig. 2 a side view, and Fig. 3 a vertical longitudinal section, of my improved trace-buckle.

Similar letters of reference indicate corresponding parts.

The invention will first be described in connection with drawing, and then pointed out in the claim.

In the drawing, A represents the main section of my improved trace-buckle, which is applied to the end of the trace, and made of sufficient width and height for the strap to be fastened thereto. The trace passes through the main section between the lateral front and rear bars of the same, being guided by the sides B of the main section. The side parts B are provided with slots *a* and inside recesses *b*, that extend from the front end of the slots backward, for adjusting the sliding and swinging motion of the tongue-section C, that is pivoted by side pins *d* to the slots *a*. The tongue-section is swung into open position when the trace is introduced, the tongue part being carried down to lock into the holes of the trace, as shown in Fig. 2 of the drawing. The strain on the trace and strap pulls the

tongue-section back until the same bears against the recessed side parts, and is thereby held firmly locked.

The buckle is readily opened to detach the trace by pulling the same forward and swinging the lateral tongue-section into open position.

The buckle is thus capable of easy and quick operation and adjustment into open or closed position, and forms a strong and reliable trace-fastening.

I am aware that trace-buckles have been made with swinging tongues that slide in inclined slots, so as to bring a wedge-pressure upon the leather, but this so jams the tongue-piece that it is displaced with great difficulty. By making a horizontal slot so as to bring the pressure solely on the frame and pivots of tongue-plate, I obviate this objection, and form a trace-buckle that can be manipulated with great facility. Hence

What I claim as new, and desire to secure by Letters Patent, is—

A trace-buckle provided with a swinging tongue-section, C, provided with wedge-shaped sides, that slides in horizontal slots *a* of the buckle-frame, substantially as and for the purpose specified.

LYMAN DWIGHT HUBBARD.

Witnesses:

JNO. HARDING,  
L. R. BEARDSLEE.