

G. LEMMLE.
CHIMNEY-TOP.

No. 188,156.

Patented March 6, 1877.

Fig. 1.

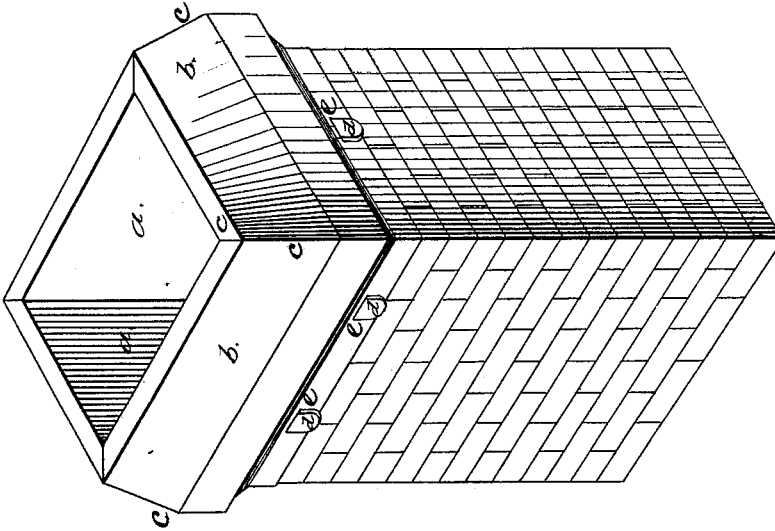


Fig. 2.

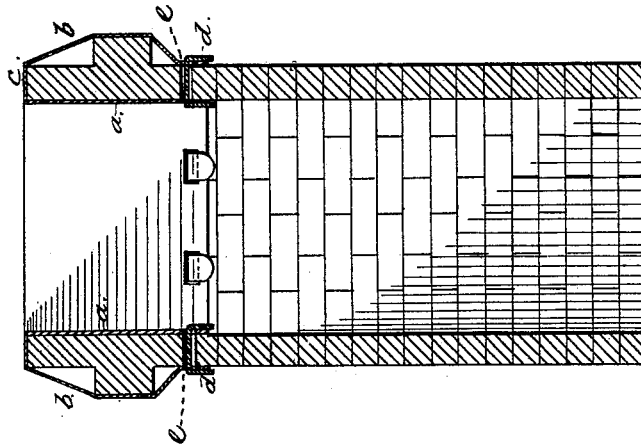
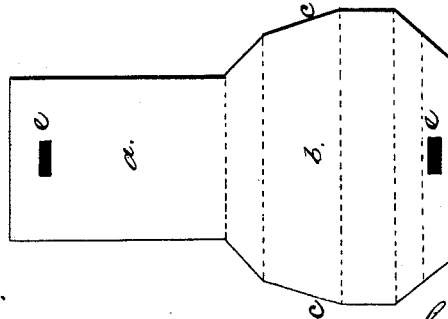


Fig. 3.



Witnesses:

Floyd Norris.
D. P. Cowe

Inventor:

George Lemmle
by Johnson & Johnson
Attys

UNITED STATES PATENT OFFICE

GEORGE LEMMLE, OF CLEVELAND, OHIO.

IMPROVEMENT IN CHIMNEY-TOPS.

Specification forming part of Letters Patent No. **188,156**, dated March 6, 1877; application filed February 17, 1877.

To all whom it may concern:

Be it known that I, GEORGE LEMMLE, of Cleveland, in the county of Cuyahoga and State of Ohio, have invented a new and useful Improvement in Chimney-Tops, which improvement is fully set forth in the following specification and accompanying drawings.

I have devised a simple plan for capping brick chimneys, to protect them from the action of the wind and weather.

The invention consists of a cap formed in sections of sheet metal, so that it may be readily adapted to different-sized chimneys, and made to conform to the top bands or projecting courses, the sections of said cap meeting at the outer and inner angles of the chimney; and for this purpose each section is cut to make the proper angle matching, and extend equally over the flue and band sides, in order that the matching sections may be tied together by through-ties, interlocking the lower edges of each section separately with and bracing the chimney-top.

Referring to the drawings, Figure 1 represents a view, in perspective, of the top portion of a chimney embracing my invention; Fig. 2, a vertical section thereof, and Fig. 3 one of the sheet cap-sections developed in plan.

The chimney-top may be of any desired form. It is the protection of the upper brick courses from being blown off and their destruction from weather that my invention is designed to effect.

The cap is of sheet metal, so that it may be cut in sections to conform to the several sides and the bands of the chimney. This is important, as it gives the advantage of making the cap to suit any size and form of chimney by simply bending and properly matching the sheet sections. Each section is cut with a tongue, *a*, adapted to fit the flue side of the chimney, and a shield, *b*, with edges *c*, adapted to match and form a close lap-joint over and at the outer angles of the top. The length of these sections should be such as to allow them to be bent over the outer and flue sides

and extend below the chimney-bands, where they may be secured in any suitable manner. A simple and effective fastening of ties *d* is shown. These ties are plates, which are passed through the brick joints and through slots *e* in the lower edges of each section, and bent over at each end, making a very simple and easily-made lock-tie for each separate bent section, which together form an iron-clad top, light, bracing the upper courses, protecting the chimney, and giving a cap-finish thereto.

The cap may be of copper, tin, or other thin sheet metal, so that it is easily bent and matched over the sides of the chimney, to form close joints, or allow the edges to be lapped and stretched, as it were, over the top-bands. I prefer thin sheet-copper, tinned on the inner side, to prevent corrosion, and because it is more flexible and easily laid and joined.

The edges of the sections are adapted to join each other, and, of course, must be of corresponding form and match the inner and outer angles of the chimney.

I claim—

1. A chimney cap or top of malleable sheet-metal sections, matched and joined at their edges at the angles of the chimney, and formed over the flue sides, and over and below the chimney-bands, and having their ends tied through the wall below said bands, substantially as herein set forth.

2. In a chimney cap or top formed of separate sheet sections, corresponding to the sides and angles of the chimney, the slots *e* in the end edges of said sections, in combination with through tie-plates *d*, bent and locked at their ends, for the purpose set forth.

In testimony whereof I have hereunto set my hand in the presence of two witnesses.

GEORGE LEMMLE.

Witnesses:

J. H. ROGERS,
JOHN FEIHL.