

M. H. BERGEN.

CATCH FOR CORSET-CLASPS, &c.

No. 188,228.

Patented March 13, 1877.

Fig. 1.

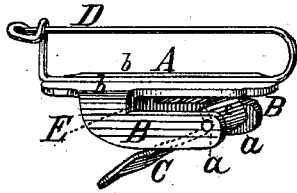


Fig. 2.

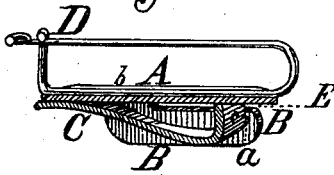
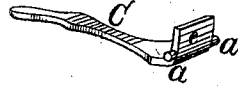


Fig. 3.



Witnesses!
William Thompson
Adrian V. Bergen

Inventor:
Margaret H. Bergen

UNITED STATES PATENT OFFICE.

MARGARET H. BERGEN, OF BROOKLYN, NEW YORK.

IMPROVEMENT IN CATCHES FOR CORSET-CLASPS, &c.

Specification forming part of Letters Patent No. **188,228**, dated March 13, 1877; application filed
January 6, 1877.

To all whom it may concern:

Be it known that I, MARGARET H. BERGEN, of the city of Brooklyn, county of Kings, and State of New York, have invented a new and useful Improvement of a Catch, which improvement is fully set forth in the following specification and accompanying drawings, and was partially described in specification for caveat filed on the 14th day of August, 1876, for a certain combination-catch, to be applied to corset-clasps and other purposes, designed to attach and detach without sewing.

I now desire to add to the same a safety-pin, for the purpose of using it for a cuff-fastener. This catch (the principle of operation being the same) is a modification of my catch or cord holder for fastening a dress-elevator, for which a second patent was granted on the 21st day of April, 1874, numbered 149,911, which catch I claim to be solely my own invention, and verily believe it to be the original and first catch of this particular combination ever invented or put into practical use.

In the accompanying drawings, Figure 1 gives a perspective view of the catch when complete, with the lever C partly open to admit the fabric; Fig. 2, a sectional view, showing the lever C, operating by the pivots *a a* from the arms B B, with the safety-pin D attached to the flat side of the base A. Fig. 3 shows the lever C set at right angles with the pivots *a a*.

Like letters indicate like parts in the different figures.

My invention consists of a metal catch, (to be finished in either nickel-plate, lacquer, gilt, or in whatever manner may be deemed desirable,) comprised of a solid base, as seen in Figs. 1 and 2, designated A, a part of which is turned at right angles, *b b*, on each side, extending into arms B B, thus forming the slots or opening E for the purpose of admitting the fabric, which fabric is fastened securely by the lever C, operating by pivots *a a* from the arms B B pressing down upon it, and having a safety-pin, D, attached to the flat side of the base A for the purpose of fastening it to the lining of the sleeve, the construction of the pin being such that the point is thoroughly protected.

Having thus described my invention, what I claim as new, and desire to secure by Letters Patent, is—

The combination of the pin D and the buckle, consisting of the base-plate A, with right-angled arms B B, slotted at E, and provided with the cam-lever C, pivoted to the said arms at their ends by the lugs A A, all operating substantially as described, and for the purposes set forth.

MARGARET H. BERGEN.

Witnesses:

WILLIAM THOMPSON,
ADRIAN V. BERGEN.