

G. BOERINGER.
JUMPING TOYS.

No. 188,461.

Patented March 20, 1877.

Fig. 1.

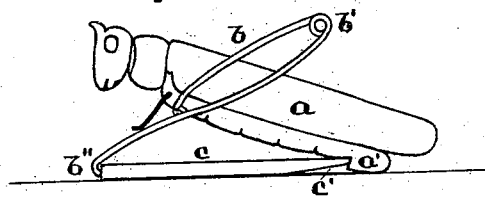


Fig. 2.

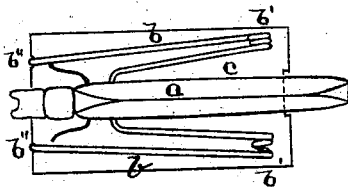
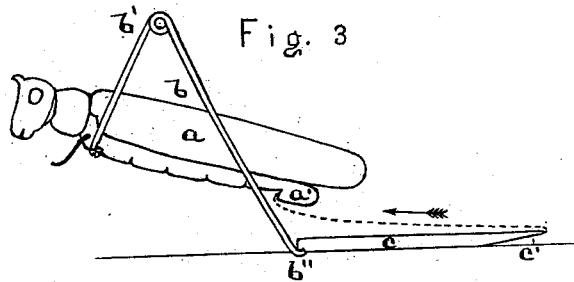


Fig. 3.



WITNESSES

Saml. S. Boyd

Paul Bakewell

INVENTOR

George Boeringer
by *Chas. D. Massey,*
his atty.

UNITED STATES PATENT OFFICE.

GEORGE BOERINGER, OF ST. LOUIS, MISSOURI, ASSIGNOR OF ONE-HALF HIS RIGHT TO GODFREY H. LASAR, OF SAME PLACE.

IMPROVEMENT IN JUMPING TOYS.

Specification forming part of Letters Patent No. 188,461, dated March 20, 1877; application filed October 25, 1876.

To all whom it may concern:

Be it known that I, GEORGE BOERINGER, a resident of St. Louis, Missouri, have invented a Toy Grasshopper, of which the following is a full, clear, and exact description, reference being had to the annexed drawing, making part of this specification, in which—

Figure 1 is an elevation, showing the grasshopper at rest; Fig. 2, a plan of the same; and Fig. 3, an elevation, showing the grasshopper in the act of jumping.

Similar letters refer to similar parts.

My aim is to furnish an attractive plaything, and one that can be readily made.

Referring to the annexed drawing, *a* represents the body of the grasshopper, and *b b* its hind legs. The body can be made of any suitable material, like wood, and in shape similar to that shown in the drawing. The legs *b b* are made to resemble a grasshopper's legs, and are of a springy material, such as brass wire. To increase their elasticity I preferably introduce a coil, *b' b'*, at the upper joint of the legs.

In operation, the grasshopper is attached to a rest, *c*, preferably in the form of a flat strip whose length is nearly that of the body *a*, and whose width is sufficient to sustain the insect, and in the following manner: The lower ends *b'' b''* of the legs *b b* are slightly hooked in form, and are passed over the front end of the rest *c*. The body *a* is then drawn back far enough for a shoulder, *a'*, with which

the body on its under side is provided, to catch against the rear end of the rest *c*. The legs *b b* are so bent as to be sharply compressed when the insect is attached to the rest. The latter, at its rear end *c'*, is preferably beveled on its under side. The insect is now, and as shown in Figs. 1 and 2, ready to jump. This is effected by dislodging the shoulder *a'* from the rest *c*. This can be done in different ways, but, preferably, by rocking the rest upon the bevel *c'* far enough for the rear end of the body *a* to encounter resistance, when the spring-legs *b b* act to throw the insect vigorously forward, in manner similar to the flight of the natural grasshopper.

What I claim is—

1. The herein-described toy grasshopper, consisting of the body *a* and legs *b b*, arranged to operate in connection with the rest *c*, substantially as described.

2. As a new article of manufacture, a toy grasshopper, consisting of the body *a* and the legs *b b*, provided with the hooks *b'' b''*, substantially as described.

3. The combination of the body *a*, having the shoulder *a'*, the legs *b b*, having the coils *b' b'* and hooks *b'' b''*, and the rest *c*, having the beveled end *c'*, substantially as described.

GEORGE BOERINGER.

Witnesses:

CHAS. D. MOODY,
PAUL BAKEWELL.