

I. Y. CASSIANO.
ADJUSTABLE HAT.

No. 188,500.

Patented March 20, 1877.

Fig. 1.

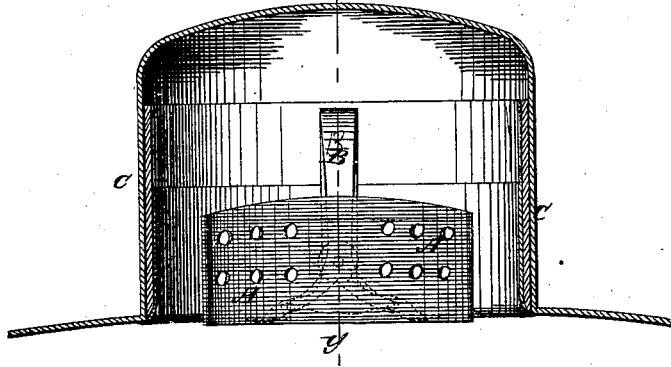


Fig. 2.

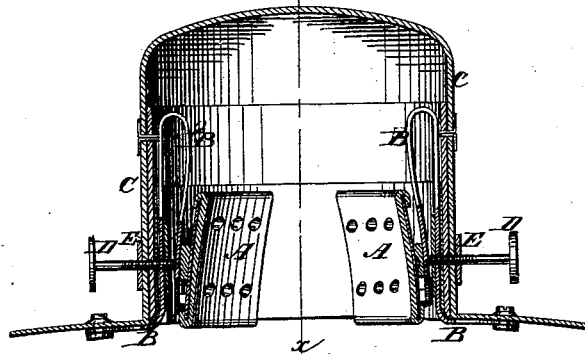


Fig. 3.

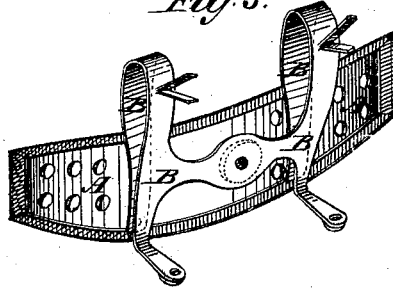
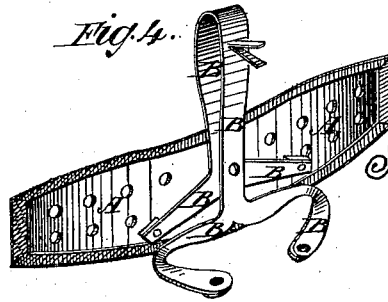


Fig. 4.



WITNESSES:

Francis M. Arden,
Alex. F. Roberts

INVENTOR:

I. Y. Cassiano
BY *Munroe*

ATTORNEYS.

UNITED STATES PATENT OFFICE.

I. YGNACIO CASSIANO, OF SAN ANTONIO, TEXAS.

IMPROVEMENT IN ADJUSTABLE HATS.

Specification forming part of Letters Patent No. **188,500**, dated March 20, 1877; application filed January 19, 1877.

To all whom it may concern:

Be it known that I, I. YGNACIO CASSIANO, of San Antonio, in the county of Bexar and State of Texas, have invented a new and useful Improvement in Adjustable Sectional Hat-Band, of which the following is a specification:

Figure 1 is a vertical longitudinal section of a hat to which my improvement has been applied, taken through the line *x x*, Fig. 2. Fig. 2 is a vertical cross-section of the same, taken through the line *y y*, Fig. 1. Fig. 3 is a detail perspective view of a section provided with a double U-spring. Fig. 4 is a detail perspective view of a section provided with a single U-spring.

Similar letters of reference indicate corresponding parts.

The present invention is an improvement upon a former patent granted to me December 2, 1873, No. 145,092; and the object of the same is to furnish sectional bands for hats, so constructed as to leave the forehead of the wearer free, and so that the band may be adjusted to a larger or smaller head, and to fit closer or looser, as may be required, and, if desired, cover the whole or part of the forehead.

The invention consists in the combination of the hand-screws and their nuts with the hat, the U-springs, and the band-sections, as hereinafter fully described.

A represents the sections, which are perforated to allow the air to pass through, and are secured, by screws, rivets, or other fastenings, to the inner ends of the U-springs B. The body of the U-springs B may be made in

two parts, or double, as shown in Fig. 3, or single, as shown in Fig. 4. In the latter case the inner end of the springs should be forked, so that it may hold the sections A more firmly.

The outer ends of the U-springs B are forked, and the forks, branches, or arms are bent outward at right angles to underlap the brim of the hat C, to which their ends are secured by screws, rivets, or other fastenings. The outer parts of the springs B, near the top or bend, are also secured to the body of the hat C by screws, rivets, or other fastenings.

Two or more of the sections A and springs B may be placed in the hat C; and they should be so arranged as to leave the forehead free. D are small hand-screws, which pass through the screw-holes of small nuts or plates E, secured to the sides of the hat C, and through the outer arms of the U-springs B, so that by operating the screws D the sections A may be adjusted as required.

The lower part of the hat-body C should be enlarged to give space for the sections A and springs B.

Having thus described my invention, I claim as new and desire to secure by Letters Patent—

The combination of the hand-screws D and nuts E with the hat C, the U-springs B, and the sections A, substantially as herein shown and described.

I. YGNACIO CASSIANO.

Witnesses:

WM. P. GUIREY,
THOS. F. BRADY.