

L. H. OLMSTED.

LAMP.

No. 188,533.

Patented March 20, 1877.

Fig. 1.

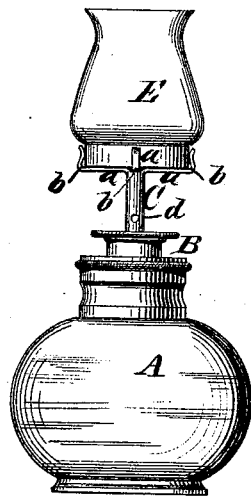


Fig 2

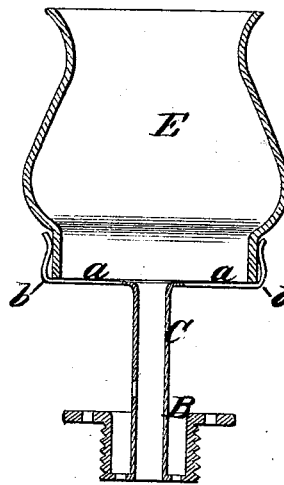


Fig 3.

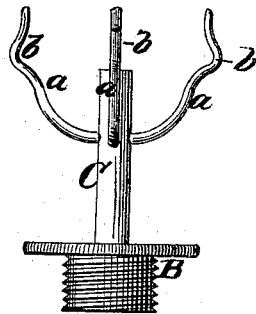
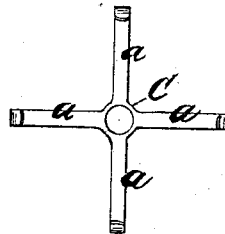


Fig. 4.



Witnesses:
Michael Ryan,
Fred Haynes

L. H. Olmsted
by his Attorneys
Brown & Allen

UNITED STATES PATENT OFFICE.

LEVERETT H. OLMSTED, OF BROOKLYN, NEW YORK.

IMPROVEMENT IN LAMPS.

Specification forming part of Letters Patent No. **188,533**, dated March 20, 1877; application filed February 14, 1877.

To all whom it may concern:

Be it known that I, LEVERETT H. OLMSTED, of Brooklyn, in the county of Kings and State of New York, have invented an Improvement in Lamps; and I do hereby declare that the following is a full, clear, and exact description of the same, reference being had to the accompanying drawing, forming part of this specification.

My invention has for its object to supply a larger amount of air to lamps having a small flame, in order to prevent the smell and smoke caused by imperfect combustion in such lamps.

The invention is more particularly applicable to small night-lamps for use in sleeping apartments and rooms for the sick, but it may be applied to larger lamps.

The invention consists in a combination, with the screw-cap of a lamp and the attached wick-tube, of shouldered fingers for supporting the lamp-chimney, which rests upon the shoulders of the said fingers, said shoulders being placed at, or nearly at, a level with the top of the wick-tube, to hold the bottom of the chimney at a height permitting freer access of air to the flame.

This construction permits the flow of air directly to the flame without any obstruction, by perforated or reticulated plates, the feeble upward air-current through the chimney, generated by the low heat of a small flame, being thus rendered sufficient to supply the flame with enough oxygen to prevent the smoke and smell usually resulting from the use of such lamps.

Figure 1 in the drawing is a side view of a night-lamp having my invention thereunto applied. Fig. 2 is a central vertical section

through the chimney, wick-tube, and screw-cap of such a lamp. Fig. 3 shows a modification of the invention, and Fig. 4 a detail top view of the chimney-supporting fingers, as applied in Fig. 1.

A represents the body of the lamp; B, the screw-cap; and C the wick-tube attached to the said cap. The wick-tube has a hole, *d*, formed in its side to admit the point of any instrument for raising and adjusting the wick.

To the connected screw-cap and wick-tube I attach fingers *a*, having shoulders *b* formed in or on them, the bottom of the chimney E resting on said shoulders, which are formed in or on the fingers, as nearly as practicable, on a level with the top of the wick-tube C.

The chimney E has its bottom opening entirely unobstructed except by the slender fingers *a*, and a very feeble upward circulation through the chimney is therefore sufficient to supply the flame with the required oxygen to maintain the proper combustion without smoke or smell.

I claim—

The combination, with the screw-cap, of the chimney-supporting fingers, permanently attached to the wick-tube or other portion of said cap, and holding the lower edge of the chimney up at or about a level with the top of the wick-tube, for the purpose of admitting the greatest possible amount of air to the flame and thus preventing smoking, substantially as herein set forth.

L. H. OLMSTED.

Witnesses:

BENJAMIN W. HOFFMAN,
FRED HAYNES.