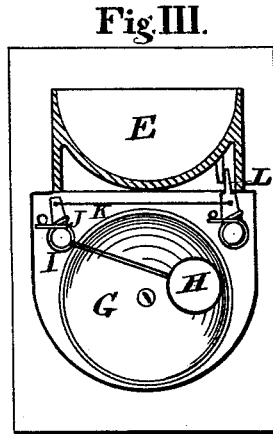
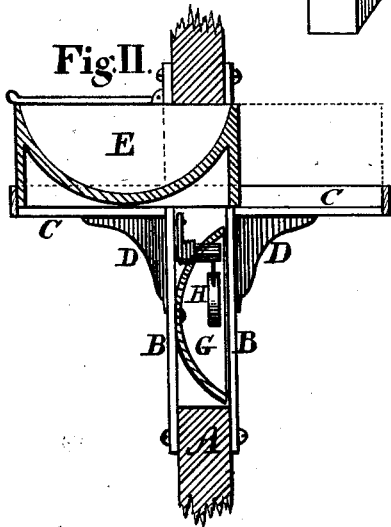
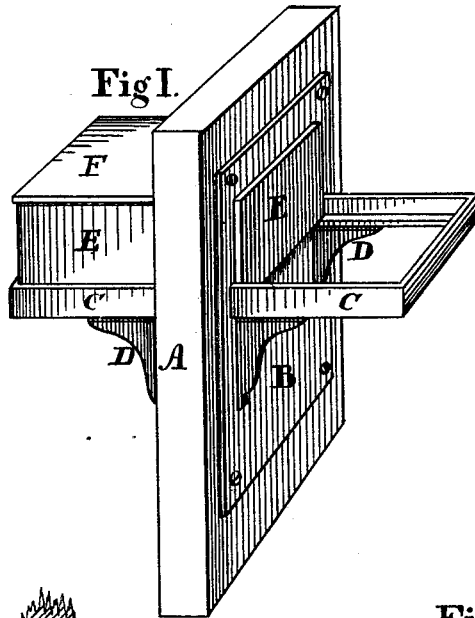


W. A. DUTTON.
CHANGE-GATE.

No. 188,730.

Patented March 27, 1877.



Witnesses

Geo. W. Smith By
Geo. Parker

W. A. Dutton.

Inventor

Attorneys

UNITED STATES PATENT OFFICE.

WILLIAM A. DUTTON, OF CLEVELAND, OHIO.

IMPROVEMENT IN CHANGE-GATES.

Specification forming part of Letters Patent No. 188,730, dated March 27, 1877; application filed January 24, 1877.

To all whom it may concern:

Be it known that I, WILLIAM A. DUTTON, of Cleveland, in the county of Cuyahoga and State of Ohio, have invented a new and useful Money-Change Drawer for Street-Railway Passenger-Cars, of which the following is a specification:

In the accompanying drawing, Figure 1 is a perspective view. Fig. 2 is a vertical section. Fig. 3 is a detached view of the bell attachment.

The object of my invention is to furnish a device with which the driver and passenger are enabled to pass money or change through the door of a car, facilitating the handling of small change, such as silver and nickel coin, and lessening the liability of dropping or losing change on the floor.

In the drawing, A represents a portion of a car-door, through which is made an opening for the drawer to pass, and also to receive the bell attachment. B B are two plates of metal, which are secured to either side of the door A, and also have openings for the drawer to pass, and one of which supports the bell attachment. To each of the plates B B are secured frames C C by brackets D D, in which a drawer, E, is made to slide. A lid, F, is pivoted to the plate B, on the outside of the door, to cover the drawer when pushed through to that side. A gong, G, is secured to the in-

side of one of the plates B, which is struck by a hammer, H, operated by the movement of the drawer. The hammer is attached to a sleeve, I, set on a post fixed in the plate, and having a spring, J, to throw the hammer. The sleeve I has a short crank-arm, connected, by a connecting-rod, K, to a lever, L, made to turn on a post fixed in the plate B, and provided with a spring to throw it one way. The lever L is operated by a lug on the under side of the drawer E.

The method of using this device is as follows: The passenger places his money in the drawer, and pushes it through, which causes the bell to sound. The driver receives it and puts the change in the drawer, and pushes it back again, when the passenger can take it out and place the amount of fare in the fare-box. This is especially adapted to making change in small coin.

Having described my invention, I claim—

The combination and arrangement of the plates B B, frames C C, drawer E, lid F, gong G, hammer H, sleeve I, spring J, rod K, and lever L, constructed to operate substantially in the manner and for the purpose set forth.

W. A. DUTTON.

Witnesses:

GEO. W. TIBBITTS,
SAM'L. OSTERHOLD.