

O. D. HALL.
SULKY-PLOW.

No. 188,797.

Patented March 27, 1877.

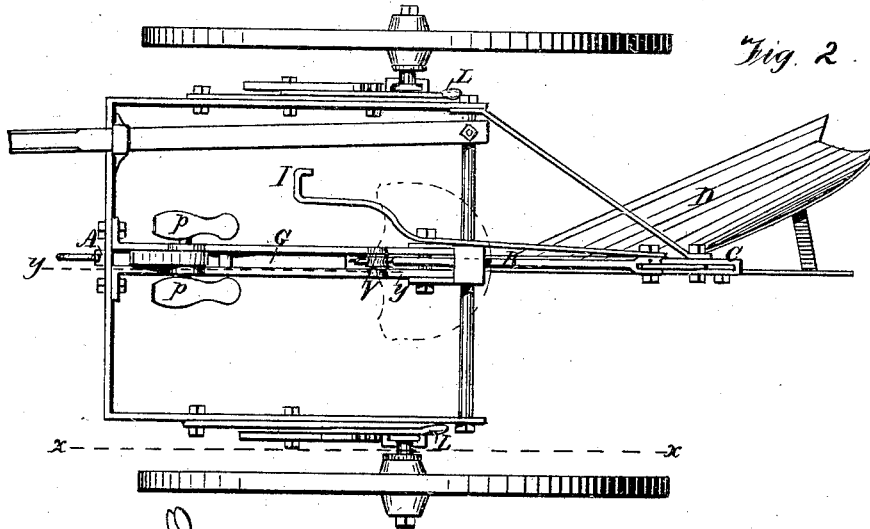


Fig. 2.

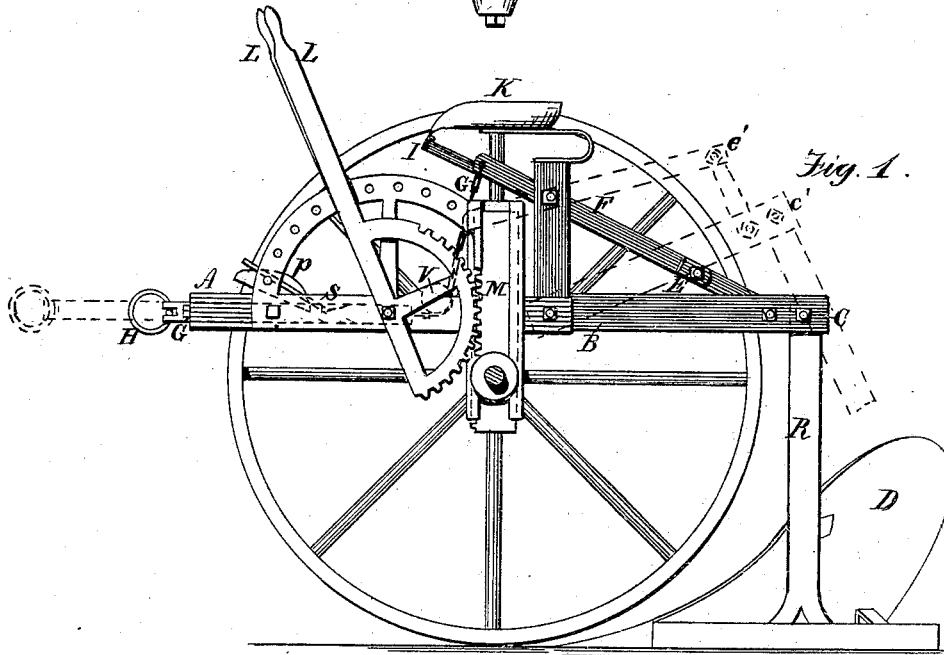


Fig. 1.




Fig. 3.

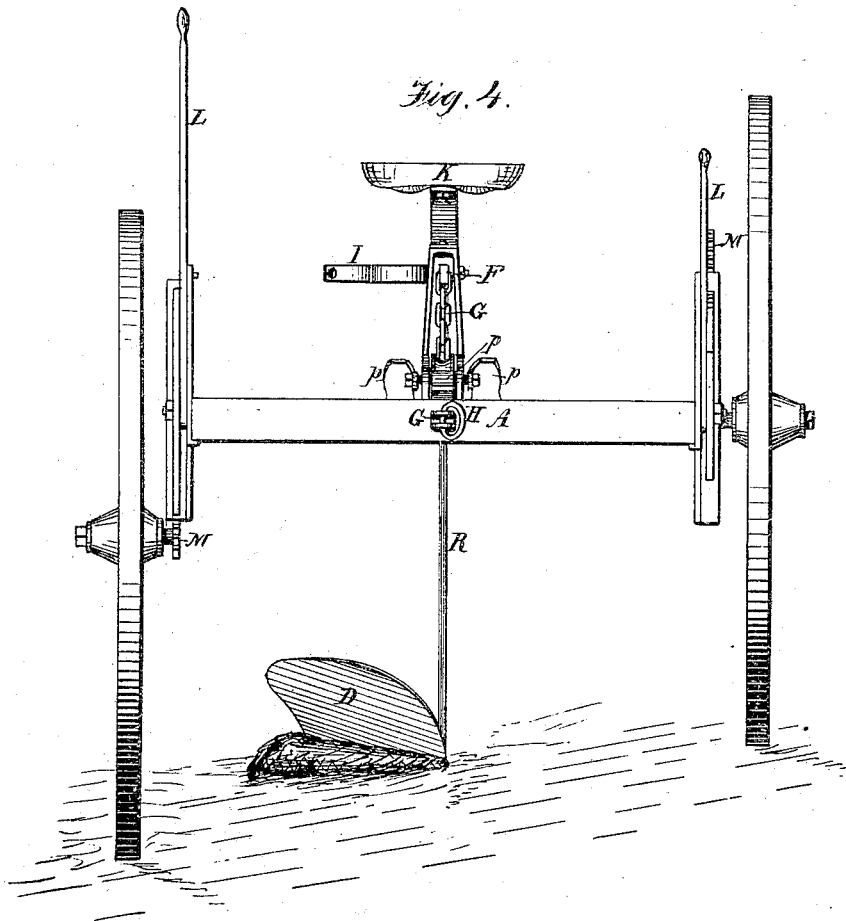
Witnesses;
Grenville Lewis.
McKenny

Inventor
Oren Delorma Hall,
by C. S. Bundy
his atty.

O. D. HALL.
SULKY-PLOW.

No. 188,797.

Patented March 27, 1877.



Witnesses:
Cronville Lewis
E. McCenny.

Inventor
Oren DeLorma Hall.
by L. B. Bundy
his atty—

UNITED STATES PATENT OFFICE.

OREN D. HALL, OF FREEPORT, ILLINOIS.

IMPROVEMENT IN SULKY-PLOWS.

Specification forming part of Letters Patent No. 188,797, dated March 27, 1877; application filed February 8, 1877.

To all whom it may concern:

Be it known that I, OREN DELORMA HALL, of Freeport, in the county of Stephenson and State of Illinois, have invented certain new and useful Improvements in Jointed or Hinged Beam Sulky-Plows; and I do hereby declare that the following is a full, clear, and exact description thereof, which will enable others skilled in the art to which it appertains to make and use the same, reference being had to the accompanying drawings, and to letters of reference marked thereon, which form a part of this specification.

Figure 1 represents a side elevation of the machine. Fig. 2 is a top front view, showing the construction of the draw-rod. Fig. 3 is a sectional view of the box, showing draw-rod, chain and pulley, and latch in position to hold the draw-rod when the team is plowing. Fig. 4 is a front elevation, showing the machine in operation, with the carriage adjusted so as to rectify the unequal elevation of the wheels.

My invention relates, first, to the mechanism under the control of the operator, whereby the plow may be raised up by the power of the team; or it may be raised or lowered at will by means of a lever moved by the hand or foot of the operator.

It further relates to the mechanical contrivance moved by the feet of the operator, by which the power of the team may be instantly applied to the raising of the plow without the backing or stopping the team.

In Fig. 1, B C is the plow-beam, pivoted at the point B, to which the plow D is attached by the standard R. K represents the seat for the operator. G G is a chain and draw-rod fastened to the lever F, and running under the pulley V and through the boxed beam A, terminating in the ring H, to which the team is to be attached. *p* is a latch or trigger fitted to notches in the draw-rod, and worked by the feet of the operator to fasten and hold the draw-rod in place, either when it is drawn out to raise the plow off the ground, as repre-

sented by the dotted lines in Fig. 1, as when going to and returning from the field, or when it is drawn back into position for plowing.

To raise the plow by the power of the team, the latch must be raised, when the power of the team will pull out the draw-rod, and, by means of the lever F, raise the plow off the ground, as indicated by the dotted lines in Fig. 1; or, if the operator prefers, he may, without raising the latch, raise or lower the plow by means of the lever I, which is a branch of the lever F; or he may raise the latch, and then use the lever I in aid of the power of the team to raise or lower the plow.

L L are two levers, fastened one on each side of the frame of the carriage, to which cogged segments are attached, operating upon an upright notched rack, M, on either side, which rests upon and is firmly fastened to the axle of the wheels.

By means of these levers operating the segments, the frame of the carriage may be raised or lowered at will.

Having thus described my invention, what I claim is—

1. The latch or trigger *p*, adapted to be operated by the feet, in combination with the draw-rod and chain G G, for applying the power of the team to the raising of the plow, and for holding the plow off the ground, substantially as described and represented.

2. In combination with the draw-rod and pulley, the branch lever I, for the purposes substantially as described and represented.

3. The combination of the draw-rod, pulley, and chain with the lever F, latch *p*, and plow-beam C, substantially as and for the purpose described and represented.

In testimony that I claim the foregoing as my own I affix my signature in presence of two witnesses.

OREN DELORMA HALL.

Witnesses:

SMITH D. ATKINS,
M. D. CHAMBERLIN.