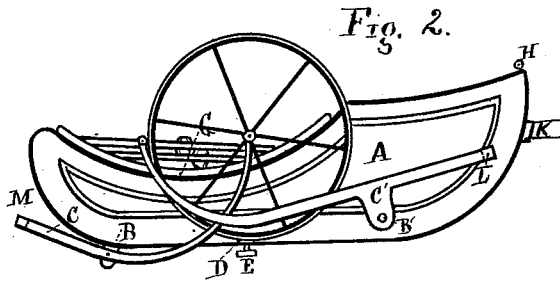
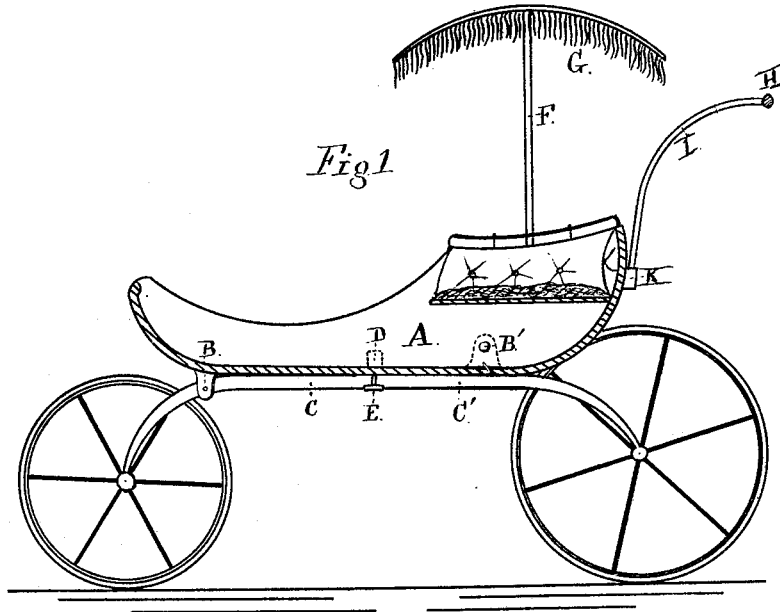


E. G. ALLEN.
PERAMBULATOR.

No. 188,835.

Patented March 27, 1877.



WITNESSES.

Wm A. Bertram.
W. Lancy H. Barclay.

INVENTOR.

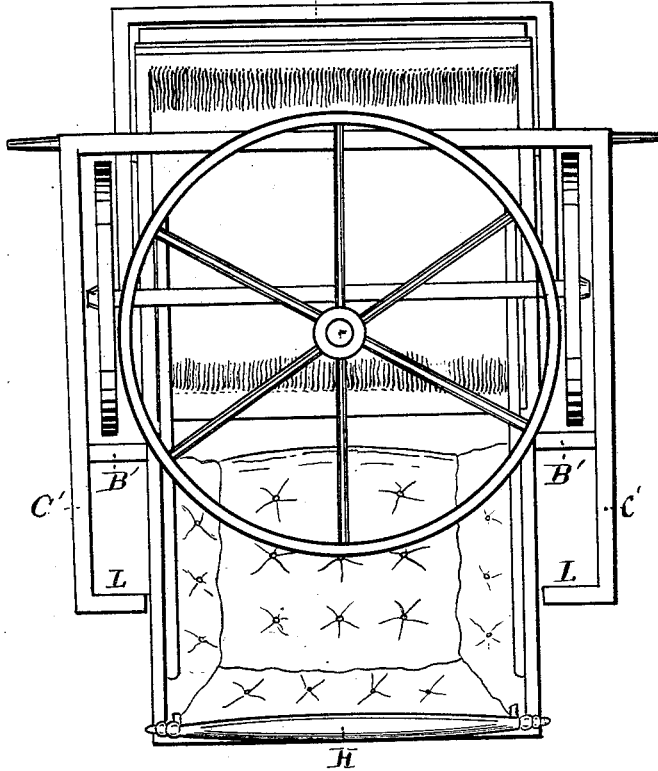
Edward G. Allen.
per R. D. Williams,
Attorney.

E. G. ALLEN.
PERAMBULATOR.

No. 188,835.

Patented March 27, 1877.

Fig. 3.
M



WITNESSES

Wm. A. Beaman.

Dr. Lancelot H. Barclay.

INVENTOR.

Edward G. Allen

per R. D. Williams

Attorney.

UNITED STATES PATENT OFFICE.

EDWARD G. ALLEN, OF BALTIMORE, MARYLAND.

IMPROVEMENT IN PERAMBULATORS.

Specification forming part of Letters Patent No. 188,835, dated March 27, 1877; application filed February 2, 1877.

To all whom it may concern:

Be it known that I, EDWARD G. ALLEN, of Baltimore, State of Maryland, have invented certain new and useful Improvements in Perambulators; and I hereby declare the same to be fully, clearly, and exactly described as follows, reference being had to the accompanying drawings, in which—

Figure 1 represents a longitudinal vertical sectional view of my perambulator, the same being opened ready for use. Fig. 2 represents a side view of the same, folded together for transportation. Fig. 3 represents a plan view of the device, also in a folded condition.

This invention relates to children's carriages, commonly known as perambulators; and it consists in certain details of construction and combinations of parts designed to effect and facilitate the folding together of the parts for the sake of greater convenience in packing and transportation.

Probably, its weight considered, no more cumbersome, unwieldy, and unhandy article exists than a perambulator as ordinarily constructed; and the want has long been felt for an article of this class of such construction as to be readily placed in, or attached for transportation to, ordinary vehicles, such as carriages or railway or street cars.

My perambulator is designed to furnish a vehicle having such mutual adaptation and conformity of parts as to admit of its being folded into a comparatively small compass, thus enabling it to be taken into a street-car, or placed behind the dash-board of a carriage or buggy.

The device consists of a body, A, of the usual shape and size, and having studs B B' for the attachment of the shafts C C' of the fore and hind axles. Near the middle of each side of the body is a stop, D, and on the bottom of the body, on either side, a button, E, whose functions will be hereinafter described.

At either side of the seat is pivoted a bar, F, sustaining the top G, which latter is made of a curvature to exactly fit into the cut-away portion of the body when the top is folded forward, as shown.

The shafts C C' may be made of spring-steel, or may have the usual spiral springs at their lower ends to prevent jolting.

The cross-bar or handle H is attached to

two standards, I I, having the same curvature as the back and bottom of the body A, at the rear of which are two steps, K K, having sockets, into which are stepped the lower ends of the standards I I.

In order to set the perambulator up for use, the hind wheels are removed from the body, and attached to the axle; the shafts C C' are then brought into position, when the projections L on the rear axle-shafts bring up against the stop D, and the cross-bar M of the forward shafts falls in front of it. By turning the button E both shafts are then locked in position. The handle H is then withdrawn, and the standards I I are placed in the steps K K. Finally, the top is raised and secured in the proper position by any suitable catch, and the perambulator is ready for use.

The folding together of the device is, of course the reverse of the above. The top is first folded forward, and the standards I I passed under the seat; the button E is then turned to release the shafts C C', which are then folded upon the body; and, finally, the hind wheels are removed and placed between the fore wheels, as shown.

A convenient handle may be attached for carrying the perambulator when folded.

Having thus described my invention, what I claim as new, and desire to secure by Letters Patent, is—

1. In combination with the rigid body A, the wheel-standards C C', hinged or pivoted to the same, and adapted to be folded over the end of the body upon the same, substantially as described.

2. In combination with the rigid body A, the detachable push-rods I I, having a curvature conformable to the shape of the body, and adapted to be placed within the same, substantially as described.

3. In combination with the wheel-standards and rigid body A, the catch E, substantially as described.

4. In combination with the rigid body A, the top G, of a shape conformable to the curvature of the body, and adapted to be folded within the same, substantially as described.

EDWARD G. ALLEN.

Witnesses:

EDWARD BARELL,
M. G. TURTLE.