

W. M. EDMANS.
 SPRING BED-BOTTOMS.

No. 188,878.

Patented March 27, 1877.




Fig. 1.

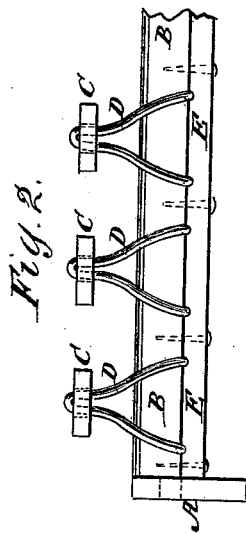


Fig. 2.

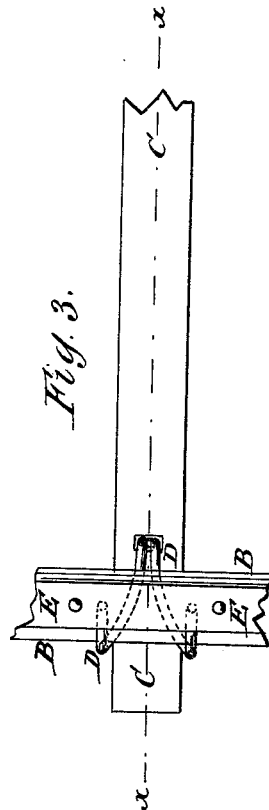


Fig. 3.

WITNESSES:

E. Wolff.
J. H. Scarborough

INVENTOR:

W. M. Edmans.

BY

Munroe

ATTORNEYS.

UNITED STATES PATENT OFFICE.

WILLIAM M. EDMANS, OF TROY, NEW YORK.

IMPROVEMENT IN SPRING BED-BOTTOMS.

Specification forming part of Letters Patent No. 188,878, dated March 27, 1877; application filed January 29, 1877.

To all whom it may concern:

Be it known that I, WILLIAM MATSON EDMANS, of Troy, in the county of Rensselaer and State of New York, have invented a new and useful Improvement in Spring Bed-Bottoms, of which the following is a specification:

Figure 1 is a vertical longitudinal section of my improved bed-bottom, taken through the line *x x*, Fig. 3. Fig. 2 is an end view of a portion of the same. Fig. 3 is a bottom view of a portion of the same.

Similar letters of reference indicate corresponding parts.

The object of this invention is to furnish an improved spring bed-bottom, which shall be simple in construction, convenient in use, inexpensive in manufacture, strong, and durable, and at the same time very elastic.

The invention consists in the wire springs, bent into forked or branched form, having their ends bent upward, to enter the lower side of the end rails of the bed-bottom, having their middle parts curved inward, and their angles bent upward to enter holes in the spring-slats of the bed-bottom; and in the combination of the wire springs, constructed as described, and the cleats, with the end rails, the side rails, and the spring-slats, as hereinafter fully described.

A are the side rails of the bed-bottom, which are designed to rest upon cleats attached to the inner surface of the side rails of the bedstead. To the side rails A, near their ends,

are secured the ends of the end bars B. C are the slats, which are placed lengthwise of the bed-bottom. D are the springs, which are made of wire bent into forked or branched form. The ends of the springs are bent at right angles, and are driven into the lower sides of the end rails B, where they are secured in place by cleats E, secured to the lower sides of the said end rails B. The upper outer corners of the end rails B are rounded off, and the springs D are curved inward above them. The ends of the springs D are bent upward at right angles, to enter holes in the spring-slats C, as shown in Figs. 1, 2, and 3.

Having thus described my invention, I claim as new and desire to secure by Letters Patent—

1. The forked or branched wire springs D, having their lower ends bent upward, to enter the lower sides of the end rails B of the bed-bottom, having their middle parts curved inward, and their angles bent upward to enter holes in the spring-slats of the bed-bottom, substantially as herein shown and described.

2. The combination of the wire springs D, constructed as described, and the cleats E, with the end rails B, the side rails A, and the spring-slats C, substantially as herein shown and described.

WILLIAM MATSON EDMANS.

Witnesses:

WM. SHAW,
G. G. SHRAUDER.