

A. GOLDSCHMIDT.

COMBINED CHAIR AND CRADLE.

No. 188,889.

Patented March 27, 1877.

Fig. 1.

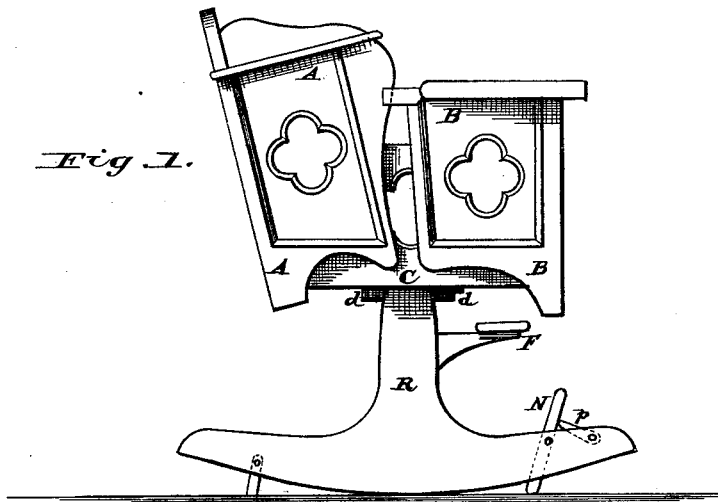


Fig. 2.

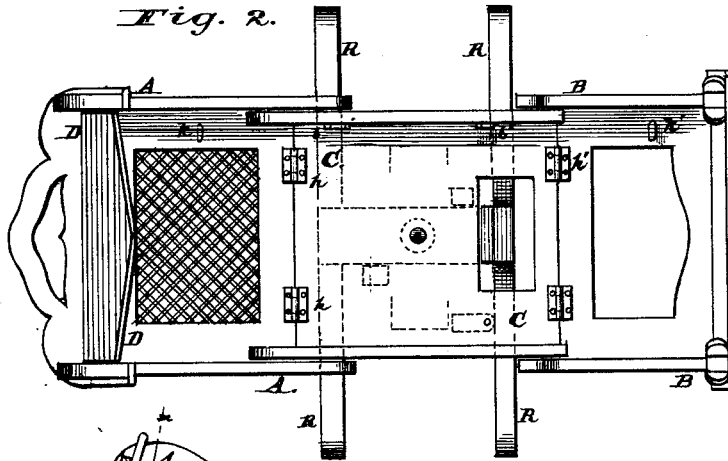


Fig. 4.

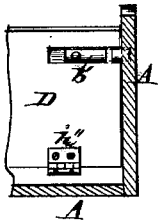
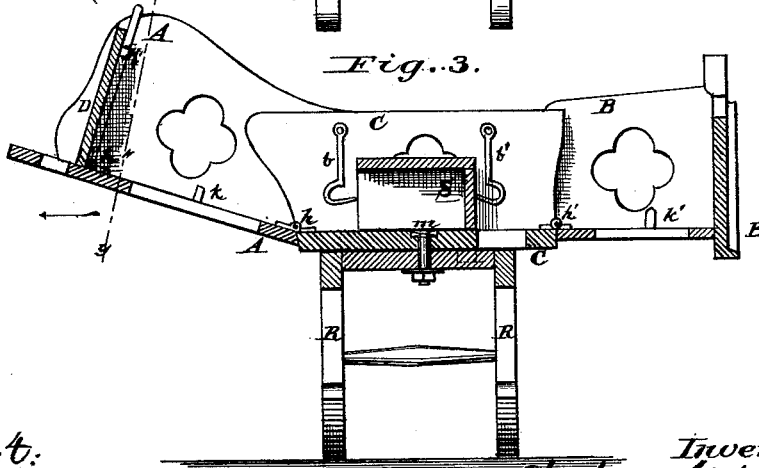


Fig. 3.



Attest:
D. P. Love
J. R. Siddall

Inventor:
Abraham Goldschmidt
by C. M. Fank's atty.

UNITED STATES PATENT OFFICE.

ABRAHAM GOLDSCHMIDT, OF COLUMBUS, OHIO.

IMPROVEMENT IN COMBINED CHAIR AND CRADLE.

Specification forming part of Letters Patent No. 188,889, dated March 27, 1877; application filed February 15, 1877.

To all whom it may concern:

Be it known that I, ABRAHAM GOLDSCHMIDT, of Columbus, Franklin county, Ohio, have invented an Improvement in Combined Chair and Cradle; and I do hereby declare the following to be a full and correct description of the same, reference being had to the accompanying drawings, in which—

Figure 1 is a side view, Fig. 2 is a top view, and Fig. 3 is a sectional view, of my invention; and Fig. 4 is a view of the bolt-fastening of the head-board.

My invention relates to a rocking-chair which may be converted into a cradle; and it consists in hinging the back of the chair so that it will turn down to nearly a horizontal position, and hinging the cushion of the back so that it will turn up and form the head-board of the cradle, and again hinging the front of the chair, which is constructed for a child's table, so that it will turn down in the opposite direction, and form the opposite end or foot board of the body of the cradle. The rockers and frame supporting them are pivoted to the bottom of the body of the cradle, and may be turned sidewise, so as to be suitable to rock as a cradle.

In the drawings, C represents the body of the chair; A, the back, and B the front or table. The rockers R are pivoted to the chair-body C by means of the pivot *m*. Upon the chair-body C is a seat, S, and through the bottom of the chair bottom or body C may be a hole, through which the larger children may thrust their legs and support their feet upon the support F.

Appliances may be attached to the rockers to prevent them from rocking, and make the chair or cradle stand firmly upon the floor.

This being the construction of the chair, its transformation into a cradle will now be described.

The back A is hinged to the chair-body C by means of the hinges *h h*, and is secured in its position, as represented in the chair, by means of the hook *b* and eye *k*; and the table-

front is likewise hinged to the chair-body C by means of the hinges *h' h'*, and is held in place as a chair by means of the hook *b'* and eye *k'*. These parts, when let down, as shown in Figs. 2 and 3, form the head and foot of the cradle. The upholstery D in the back A is also hinged at *h''*, and, when raised and secured in position by the bolt *b'*, forms the head-board of the cradle.

The seat S should be taken out when the device is to be used as a cradle.

The rockers R being pivoted to the body C of the chair, they may be revolved until they are at right angles to their former position, being regulated and secured by the stops *d d*, (also shown in dotted lines in Fig. 2,) and in that position are ready for use as rockers for a cradle.

The operation of my device is as follows: The seat S having been removed from the chair, the back and table-front may be unhooked and let down, the head-board bolted up in place, and then the body of the cradle is ready for the body of the child.

The rockers R, however, when used as a chair, do not rock in the proper direction for a cradle; but they are secured by a pivot to the body of the cradle, and may be easily turned at right angles, when the stops *d* will secure them in position. This being done, the cradle is finished.

Having thus fully described my invention, what I claim, and desire to secure by Letters Patent, is—

A combined chair and cradle, consisting of a hinged back, provided with a hinged head-board, a hinged front or table, and pivoted rockers, substantially as and for the purpose described.

The above specification of my said invention signed and witnessed at Columbus this 25th day of January, A. D. 1877.

ABRAHAM GOLDSCHMIDT.

Witnesses:

I. M. SCHLESINGER,
M. KLEEMAN.