

H. H. HEMPLER.

EYE-GLASS.

No. 188,901.

Patented March 27, 1877.

Fig. 1.

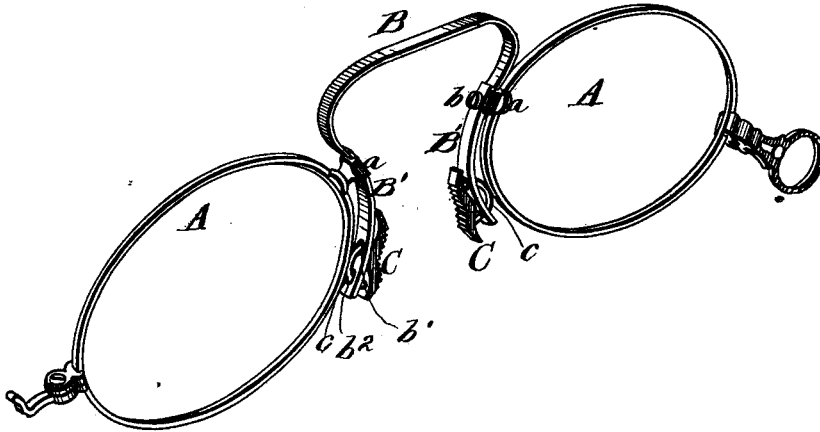


Fig. 2.

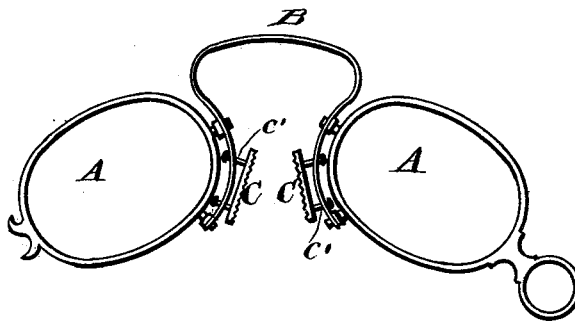



Fig. 3.



WITNESSES

Robert Emmett
John Acker

ALB

INVENTOR.

Henry H. Hempler.

Gilmore, Smith & Co.

ATTORNEYS.

UNITED STATES PATENT OFFICE.

HENRY H. HEMPLER, OF WASHINGTON, DISTRICT OF COLUMBIA.

IMPROVEMENT IN EYEGLASSES.

Specification forming part of Letters Patent No. **188,901**, dated March 27, 1877; application filed February 3, 1877.

To all whom it may concern:

Be it known that I, HENRY H. HEMPLER, of Washington, in the county of Washington and District of Columbia, have invented a new and valuable Improvement in Eyeglass-Frames; and I do hereby declare that the following is a full, clear, and exact description of the construction and operation of the same, reference being had to the annexed drawings, making a part of this specification, and to the letters and figures of reference marked thereon.

Figure 1 of the drawings is a representation of a perspective view of my eyeglass frame, and Fig. 2 is a side elevation of a modification of my eyeglass-frame. Fig. 3 is a detail view thereof.

This invention relates to frames for eyeglasses; and it consists in certain peculiarly-constructed devices for adjusting the same to the bridge of the wearer's nose, as hereinafter particularly described.

In the accompanying drawings, A A designate the frames or bows of a pair of eyeglasses, and B designates the connecting-spring or bow-spring, which is attached thereto in the usual way, by means of recessed blocks *a a* and set-screws *b b*. Said spring consists of a middle arch above said points of attachment, and two outwardly-curving side pieces, B' B'. Each of the said side pieces is provided near its lower end with two short vertical slots, *b¹ b²*, arranged one above the other, as shown in detail in Fig. 3.

C C, Fig. 1, designate two nose-pieces, which are curved and roughened on their faces, as shown, and each of which is provided with a curved guide-rod, *c*, that works through said slots *b¹ b²*. Said nose-pieces adjust themselves readily to any shape of the wearer's nose, being pressed against the same by spring B. Slots *b¹ b²* prevent curved rods *c* from

binding against side pieces B' during such adjustment.

Fig. 2 shows the substitution of two straight headed guide-rods, *c' c'*, for each curved rod *c*, the faces of nose-pieces C C being straight instead of curved. The other devices in this modification of my invention are substantially the same as those shown in Fig. 1, and the operation of the adjusting devices does not differ from that already described in reference to the latter figure.

I am aware that devices have heretofore been employed to effect the same general purpose of automatic adjustment to the shape of the wearer's nose; but mine in simplicity and certainty of action has advantages above those which have preceded it.

The said frames or bows A A are provided with the usual attachments for grasping them and hanging them up; but these are not described, since they form no part of my invention.

What I claim as new, and desire to secure by Letters Patent, is—

1. The combination of an eyeglass-spring having elongated slots near its ends, with nose-pieces C C having guide-rods passing through the slots, the whole adapted to give both a longitudinal and pivotal motion, substantially as described, and for the purpose set forth.

2. The combination of frames A A, spring B, slotted as described, nose pieces C C, and curved guide-rods *c c*, arranged and operating substantially as and for the purpose set forth.

In testimony that I claim the above I have hereunto subscribed my name in the presence of two witnesses.

H. H. HEMPLER.

Witnesses:

O. H. McEWEN,

E. WEDERSTRANDT JOHNSON.