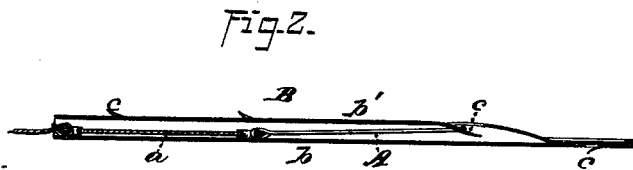
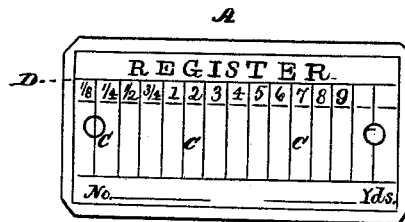
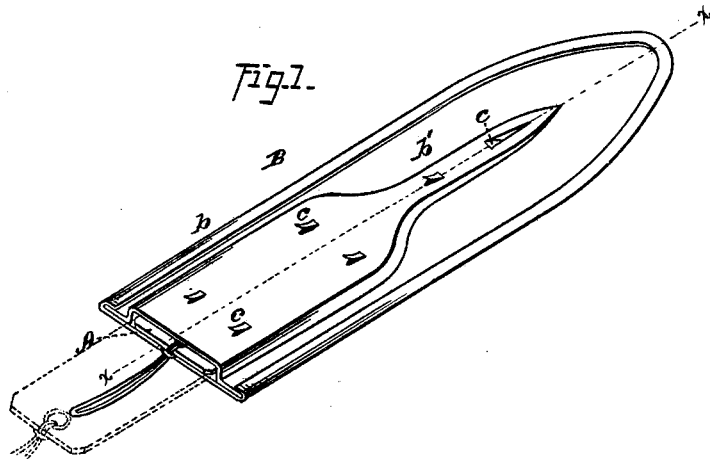


E. F. KRELWITZ.

TAGS.

No. 188,920.

Patented March 27, 1877.



WITNESSES:

Justo Kautchinson
J. M. Miller

INVENTOR
Edward F. Krelwitz
Edson Bros.
Attorneys

UNITED STATES PATENT OFFICE.

EDMUND F. KRELWITZ, OF ISHPEMING, MICHIGAN, ASSIGNOR OF ONE-THIRD OF HIS RIGHT TO EUGENE G. ST. CLAIR, OF SAME PLACE.

IMPROVEMENT IN TAGS.

Specification forming part of Letters Patent No. **188,920**, dated March 27, 1877; application filed February 23, 1877.

To all whom it may concern:

Be it known that I, EDMUND F. KRELWITZ, of Ishpeming, in the county of Marquette and State of Michigan, have invented certain new and useful Improvements in Tags; and I do hereby declare that the following is a full, clear, and exact description thereof, which will enable others skilled in the art to which it appertains to make and use the same, reference being had to the accompanying drawings, and to the letters of reference marked thereon, which form a part of this specification, and in which—

Figure 1 is a perspective view of my improved tag inclosed and withdrawn; Fig. 2, a longitudinal section thereof.

Corresponding parts in the two figures are denoted by like letters.

This invention relates to a certain improvement in tags; and it consists of a case or shield provided with means to prevent its withdrawal from the goods, and for the attachment therein of the tag or label, substantially as herein-after more fully set forth.

In the annexed drawing, A refers to the tag, which is made of card-board, metal, or other suitable material, and connected by a coiled spring, rubber, or other elastic substance, *a*, to, and inclosed within, the case or shield B. By means of the elastic connection *a* the tag is automatically retracted or returned to when withdrawn from the case. The object of concealing the tag is to prevent the blurring of the pencil or ink memoranda kept thereon in indicating the amount of material or cloth sold. The tag may be withdrawn from its case or shield by means of a tape or other medium attached thereto. The case or shield B is preferably constructed in two parts, *b b'*, the part *b* being bent over along its edges and closed end, so as to form grooves or guides to receive and permit of the withdrawal of the part *b'*, to facilitate the fastening therein of the elastic connection *a*. Barbs *c c* may be made with, or otherwise connected to, the case B, some pointing outwardly and toward its open end to prevent its falling out, or acci-

dental withdrawal from the bolt of cloth or other material, to which it may be attached, and one or more projecting inwardly and toward its closed end, to provide a means of attachment for the elastic connection *a* of the tag. The closed end of the case or shield B is pointed or made tapering to facilitate its insertion into the bolt of cloth, &c. Upon the face of the tag are ruled a number of perpendicular lines, say, sufficient to form twelve columns, C C, and across these lines is drawn a line, D, above which are placed the fractions $\frac{1}{8}$ $\frac{1}{4}$ $\frac{1}{2}$, and the nine digits, 1 2 3, &c. Inscribed upon the face of the tag A are the words and abbreviations, "Cost," "Price," "No.," "Y'ds." By this arrangement a register is provided for keeping an account of the amount of the material or cloth sold, as will be seen from the following: Set the figures indicating the amount sold or cut off in the columns below the line D, like figures being placed in the same column, and when the amount cut off exceeds the highest figure at the head of the column, the figures indicating said amount are divided into factors and placed in their proper column, as indicated by the said head figures. Add up the amounts of the several columns below the head-line D, and the sum of said additions will give you the amount of cloth or other material sold. Subtract this sum from the number of yards in the whole piece, and the remainder will be the number of yards unsold.

Having thus described my invention, what I claim and desire to secure by Letters Patent, is—

The case or shield B *b b'*, having the barbs or projections *c c*, in combination with the elastic connection *a* and tag or label A, substantially as and for the purpose set forth.

In testimony that I claim the foregoing as my own I hereunto affix my signature in presence of two witnesses.

EDMUND F. KRELWITZ.

Witnesses:

E. G. ST. CLAIR,
RORY MCSWEYN.