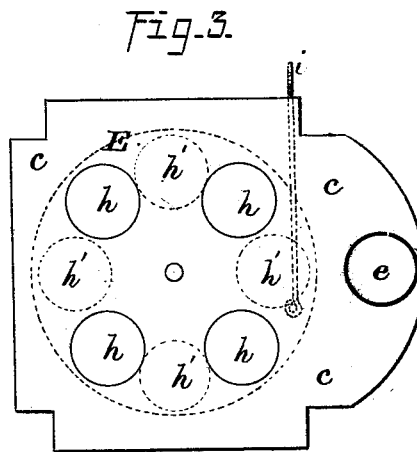
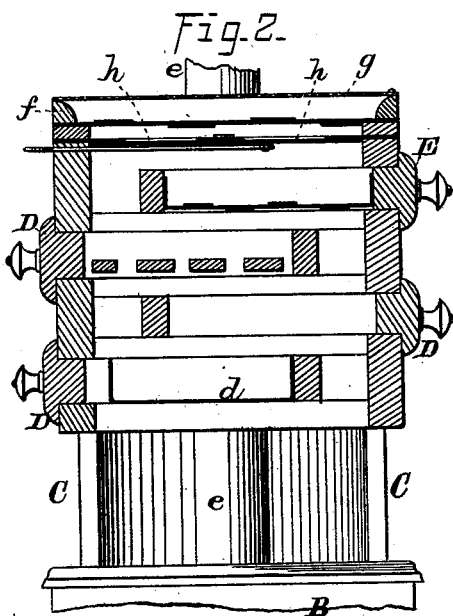
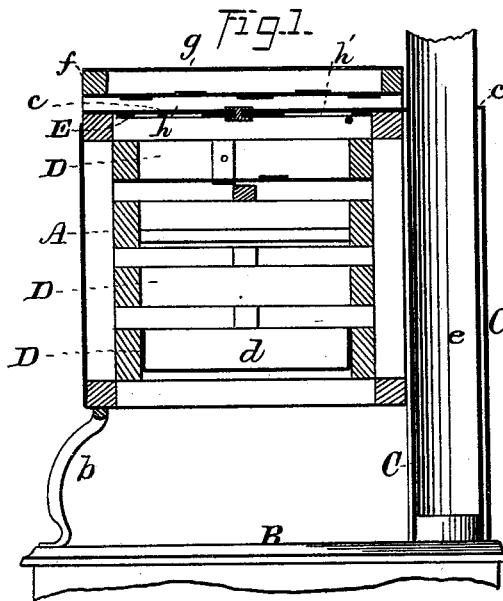


O. N. SMITH.

FRUIT-DRIER.

No. 188,972.

Patented March 27, 1877.



WITNESSES=

James Hutchinson.  
J. W. Miller.

INVENTOR.

O. N. Smith  
Redden Bros.  
Attorneys.

# UNITED STATES PATENT OFFICE

OLIVER N. SMITH, OF SHREVE, OHIO.

## IMPROVEMENT IN FRUIT-DRIERS.

Specification forming part of Letters Patent No. **188,972**, dated March 27, 1877; application filed February 21, 1877.

*To all whom it may concern:*

Be it known that I, OLIVER N. SMITH, of Shreve, in the county of Wayne and State of Ohio, have invented certain new and useful Improvements in Fruit-Driers; and I do hereby declare that the following is a full, clear, and exact description thereof, which will enable others skilled in the art to which it appertains to make and use the same, reference being had to the accompanying drawings, and to the letters of reference marked thereon, which form a part of this specification, and in which—

Figure 1 is a vertical section of my improved fruit-drier. Fig. 2 is a similar view thereof, and Fig. 3 a plan view of the same.

Corresponding parts in the several figures are denoted by like letters.

This invention relates to a certain improvement in that class of fruit-driers especially adapted for use in connection with stoves; and it consists of a receptacle mounted upon a stove, and having a number of drawers, in combination with a reflector, to reflect and utilize the heat of the stove-pipe, substantially as hereinafter more fully set forth.

In the annexed drawing, A refers to a receptacle, suitably mounted upon the stove B by means of the legs *b*, and the sheet-iron "back" or reflector C, hereinafter more fully described. In the receptacle A are a number of drawers, D D D, the lower one, which is provided with a pan, *d*, being to receive small fruit or corn. The other drawers are provided with slatted or perforated bottoms for the passage of the heat to their contents. The sheet-iron or other metallic back C partially

incloses the stove-pipe *e*, and thus confines and reflects its heat, throwing it into the receptacle or drier A, to facilitate the drying of its contents. The back or reflector C is bent down horizontally, as at *c*, forming the top of the receptacle A. Upon this plate or top *c* is supported, by a frame, a slatted or perforated receptacle, *f*, which may be provided with a cover, *g*. This receptacle is to receive the fruit, &c., when partly dry. Pivoted to, and disposed beneath, the plate or stop *c* is a second plate, E. Both of these plates are provided, as indicated in dotted and full lines in Fig. 3, with apertures or orifices *h h'*, to constitute a ventilator. A rod, *i*, attached to the pivoted plate E, and reaching out through the receptacle A, is for the purpose of rotating the said plate in opening and closing the openings *h h'* in the plate or top *c*, as occasion may require. It will be observed that the drier or receptacle A is sufficiently elevated to permit of the use of the stove at the same time for cooking purposes.

Having thus described my invention, what I claim, and desire to secure by Letters Patent, is—

The receptacle A, mounted upon a stove, and having the back or reflector C partially inclosing the stove-pipe, substantially as and for the purpose set forth.

In testimony that I claim the foregoing as my own I hereunto affix my signature in presence of two witnesses.

OLIVER N. SMITH.

Witnesses:

Z. B. CAMPBELL,  
T. A. PAUL.