

N. A. SOGGS.
BUTTON-HOLE CUTTER.

No. 188,976.

Patented March 27, 1877.

Fig. 1.

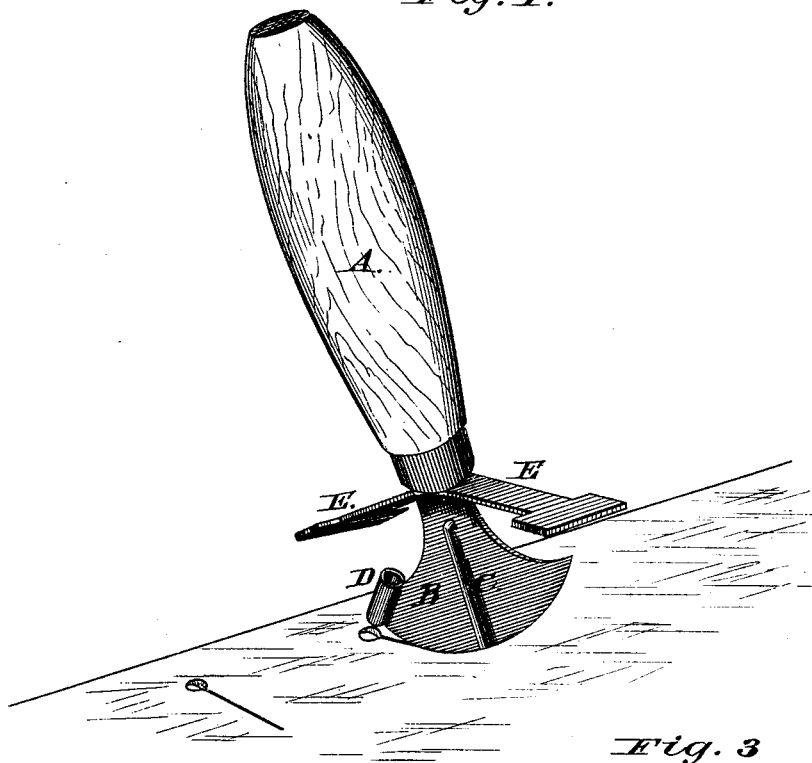


Fig. 2.

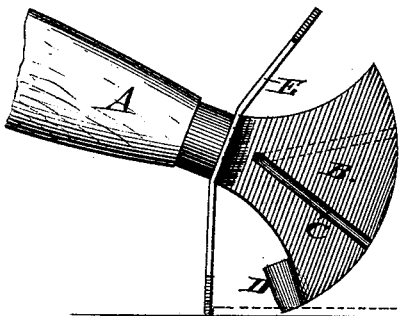
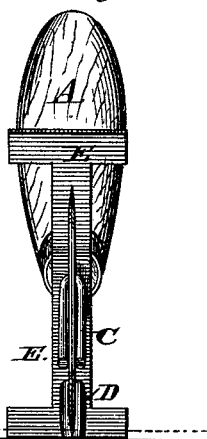


Fig. 3.



Attest:
H. L. Perrine
A. Moore

Inventor.
Nelson A. Soggs.

UNITED STATES PATENT OFFICE.

NELSON A. SOGGS, OF COLUMBUS, PENNSYLVANIA.

IMPROVEMENT IN BUTTON-HOLE CUTTERS.

Specification forming part of Letters Patent No. **188,976**, dated March 27, 1877; application filed March 21, 1877.

To all whom it may concern:

Be it known that I, N. A. SOGGS, of Columbus, in the county of Warren and State of Pennsylvania, have invented a new and useful Improvement in Button-Hole Cutters, which improvement is fully set forth in the following specification and the accompanying drawing, forming a part thereof:

In heavy cloth or other material button-holes are usually cut by means of a punch, a cutter, and guide-marks. In light material the punch is dispensed with. Various devices have been used for the purpose, but not usually adapted to gage and cut button-holes of any size, and to gage the distance of the button-hole from the edge of the material. They are usually adapted to cut button-holes of a certain length, or of an uncertain length—that is to say, longer than the certain length, but not shorter, to a certain predetermined limit, and they are not usually provided with a gage to limit the length of the button-hole and a gage to locate the button-hole and dispense with guide-marks.

To overcome these difficulties by a simple instrument is the object of my invention. To that end it consists in the novel combination of a blade with a segmental cutting-edge and an adjustable swinging wire gage, or its equivalent, to limit the cut of the blade to any desired length of button hole.

It further consists in the novel combination, with the blade of a button-hole cutter, of an adjustable yielding metallic arm-gage to locate the button-hole from the edge of the cloth or other material to avoid the making of guide-marks, there being also combined a tubular punch, all as hereinafter more fully described and definitely claimed.

Figure 1 is a perspective view of the improvement, showing the cutter in position for use. Fig. 2 is a side view, and Fig. 3 an end view, of the same.

A represents the handle of the cutter; B,

the blade, with segmental edge; C, the swinging wire gage to limit the cut of the blade; D, the tubular punch at one end of the blade; and E the yielding metallic arm-gage to locate the button-hole from the edge of the material. The handle A shown is of ordinary construction. The blade B shown is perforated to support the swinging wire gage C. This gage C shown is a simple bent wire that clasps the blade through the perforation, and extends to the cutting-edge. The punch D shown is attached to the blade as a continuation of the cutting-edge; and the yielding metallic arm-gage E shown is a simple plate supported on the shank of the blade, and having yielding metallic arms that may be adjusted by bending to gage the distance of the button-hole from the edge of the cloth or other material. The forms of the parts of the cutter, and the manner of their attachment, may be slightly varied from those shown without departing from the spirit of my invention. The cutter is also especially adapted to ripping seams.

I claim as my invention—

1. In a button-hole cutter, the combination of a blade, B, having a segmental cutting-edge, and the adjustable swinging wire gage C, or its equivalent, substantially as and for the purpose set forth.

2. In a button-hole cutter, the combination of a blade, B, and the adjustable yielding metallic arm-gage E to locate the button-hole from the edge of the cloth or other material, substantially as set forth.

3. The improved button-hole cutter, consisting of handle A, segmental cutting-edge blade B, adjustable swinging wire gage C, or its equivalent, tubular punch D, and adjustable yielding metallic arm-gage E, substantially as and for the purpose set forth.

NELSON A. SOGGS.

Witnesses:

A. MOORE,
C. F. BARRETT.