

B. WALLACE.

SINK.

No. 188,995.

Patented March 27, 1877.

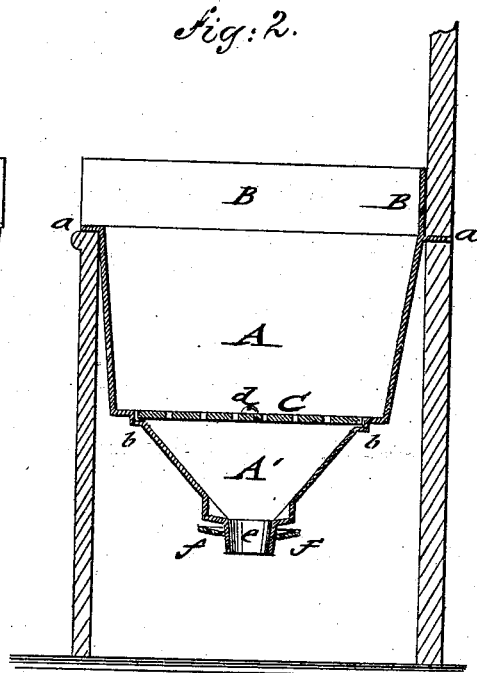
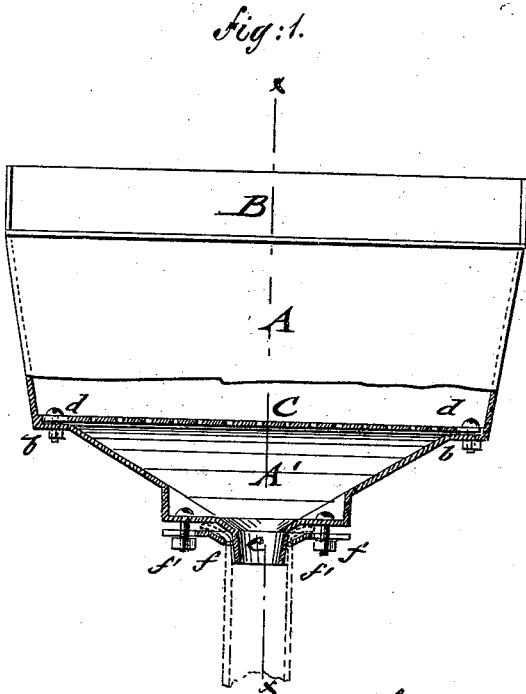


Fig: 3.

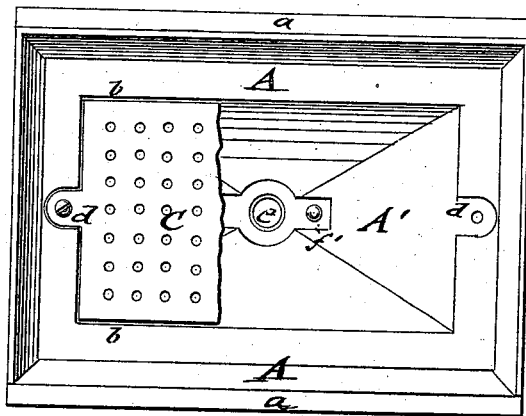
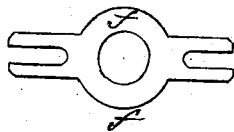


Fig: 4.

WITNESSES:

*Chas. Nida*  
*J. H. Scarborough*



INVENTOR:

*B. Wallace.*

BY

*Munn & Co.*

ATTORNEYS.

# UNITED STATES PATENT OFFICE.

BENJAMIN WALLACE, OF NEW YORK, N. Y.

## IMPROVEMENT IN SINKS.

Specification forming part of Letters Patent No. **188,995**, dated March 27, 1877; application filed February 3, 1877.

*To all whom it may concern:*

Be it known that I, BENJAMIN WALLACE, of the city, county, and State of New York, have invented a new and Improved Sink, of which the following is a specification:

In the accompanying drawing, Figure 1 represents a vertical longitudinal section, Fig. 2 a vertical transverse section on line *x x*, Fig. 1, and Fig. 3 a top view, of my improved sink; and Fig. 4 is a detail view of the pipe-jointing collar or band.

Similar letters of reference indicate corresponding parts.

The invention relates to improvements on the sinks used in kitchens, tenement-houses, &c., so that the rotting of the surrounding wood-work by the running or splashing over of the water is prevented, a more effective and readily changed strainer is obtained, and a tight joint between sink-spout and conducting-pipe, to avoid leakage, is formed.

The invention consists of a sink with side and back guards extended above the horizontal flanges or seats.

In the drawing, A represents the body or main part of a sink of the size and shape, and with slightly-inclined side walls, as those generally in use in kitchens, tenement-houses, &c. The body A is supported by front and rear flanges or seats *a* on the paneling or wall, the body being extended at the shorter sides and back to suitable height above the seats *a*, so as to form guard-walls B, that prevent the splashing or running out of the water, protect the wood-work, and prevent the pre-

ture decay of the same. The body A is provided with a perforated strainer-bottom, C, of suitable material, that is let into a recess or seat, *b*, at the lower part of the body. The strainer-bottom C is fastened by clamp-screws *d*, and readily taken out and replaced when worn out by use. The closing up of the strainer and the running over of the sink in consequence thereof is thereby prevented. The body A is provided below the strainer C with a hopper-shaped bottom, A', having a central tapering exit-spout, *e*, over which the conducting lead pipe is driven, the flange of the same being then firmly clamped between the tapering shoulder of the spout and a detachable collar or band, *f*, (shown in Fig. 4,) that is secured to the bottom by fastening-screws *f'*. The conducting-pipe is thereby firmly attached to the sink, and fitted tightly around the spout, so as to prevent any leakage at that point. Thus the main objections to the present sinks are removed by the extension-walls of the body, the strainer-bottom, and the joint of spout and conducting-pipe.

Having thus described my invention, I claim as new and desire to secure by Letters Patent—

A sink consisting, essentially, of the body A, guard B, arranged above seats *a*, and strainer-covered bottom A', having spout *e*, substantially as and for the purpose specified.

BENJAMIN WALLACE.

Witnesses:

PAUL GOEPEL,  
CHAS. SEDGWICK.