

W. NASH & E. KEMPSHALL.  
SNAP-HOOK.

No. 189,129.

Patented April 3, 1877.

Fig. 1.

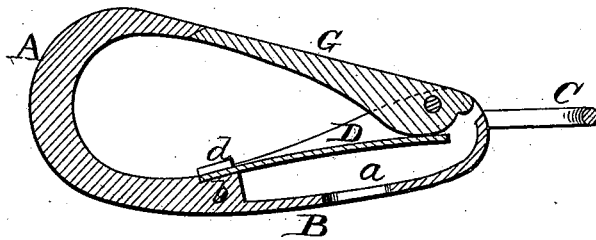


Fig. 2.

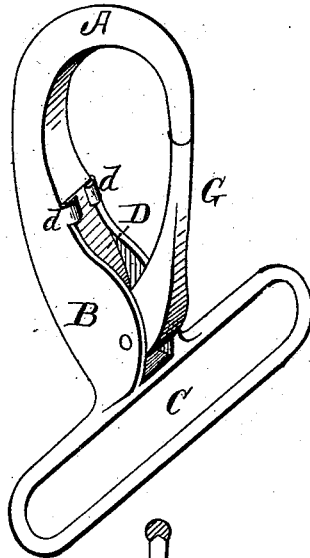
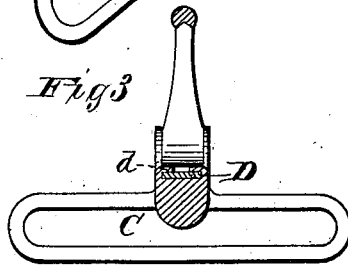


Fig. 3.



WITNESSES

Frank L. Outland  
C. L. Evert.

INVENTOR  
Wm. Nash & E. Kempshall  
By Alexander Mason  
Attorneys

# UNITED STATES PATENT OFFICE.

WILLIAM NASH AND ELEAZER KEMPSHALL, OF NEW BRITAIN, CONN.

## IMPROVEMENT IN SNAP-HOOKS.

Specification forming part of Letters Patent No. **189,129**, dated April 3, 1877; application filed August 12, 1876.

*To all whom it may concern:*

Be it known that we, WILLIAM NASH and ELEAZER KEMPSHALL, both of New Britain, in the county of Hartford, and in the State of Connecticut, have invented certain new and useful Improvements in Snap-Hooks; and do hereby declare that the following is a full, clear, and exact description thereof, reference being had to the accompanying drawings, and to the letters of reference marked thereon, making a part of this specification.

Our invention consists in the construction and arrangement of a snap-hook, as will be hereinafter more fully set forth.

In order to enable others skilled in the art to which our invention appertains to make and use the same, we will now proceed to describe its construction and operation, referring to the annexed drawing, in which—

Figure 1 is a longitudinal section of a snap-hook embodying our invention. Fig. 2 is a perspective view of the same. Fig. 3 is a cross-section thereof.

A represents the hook with shank B and loop C. In the shank B is made a longitudinal recess, *a*, to receive the spring D, which actuates the tongue G, pivoted within the recess, as shown.

At the upper end of the recess *a* is a shoulder, *b*, on which that end of the spring D rests. On each side of this shoulder the shank B is formed with a projection or ear, *d*. These ears may be either forged with the shank, or cast with it of malleable iron, and when the spring D is placed upon the shoulder *b* said ears or projections are bent down over the spring, holding the same in place.

Having thus fully described our invention, what we claim as new, and desire to secure by Letters Patent, is—

The within-described snap-hook, formed of the hook A, shank B, having longitudinal recess *a*, shoulder *b*, and ears *d d*, the spring D, secured in said recess, under the ears, and the pivoted tongue G, having a cam under its pivoted point, which bears on the free end of the spring, as set forth.

In testimony that we claim the foregoing we have hereunto set our hands and seals this 29th day of July, 1876.

WILLIAM NASH. [L. S.]  
E. KEMPSHALL. [L. S.]

Witnesses:

JAMES H. BEACH,  
MICHAEL T. TOOMEY.