

G. L. RICH.

COMBINED CHAIR AND WORK-TABLE.

No. 189,141.

Patented April 3, 1877.

Fig. 1.

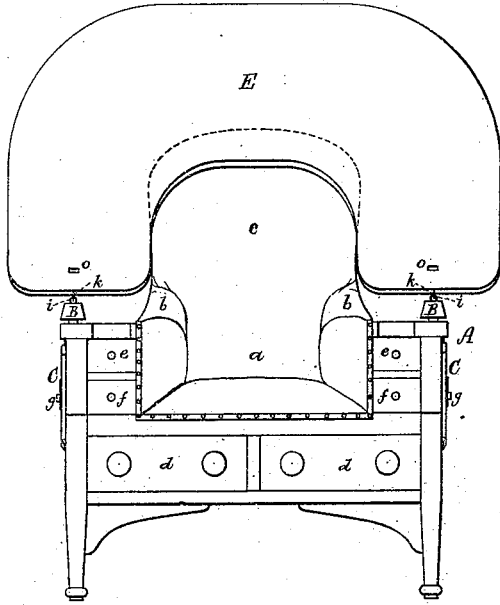


Fig. 2.

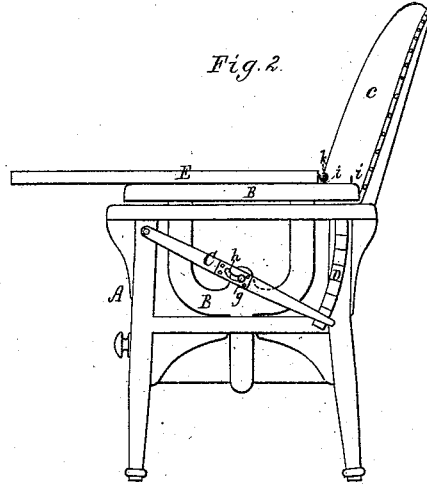


Fig. 3.

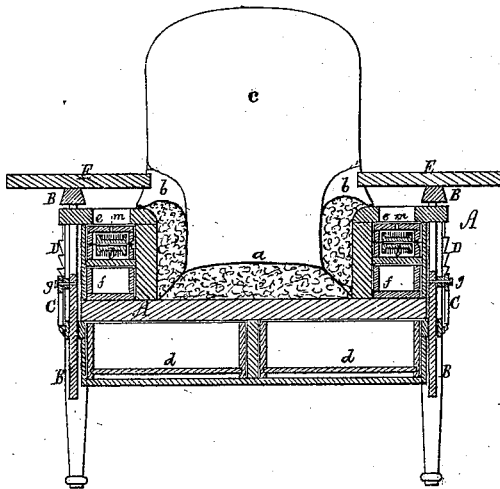
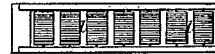


Fig. 4.



Witnesses

*S. W. Rippe*  
*L. M. Miller*

George L. Rich.

*by his attorney*  
*R. W. Eddy*

# UNITED STATES PATENT OFFICE.

GEORGE L. RICH, OF ROCKLAND, MAINE.

## IMPROVEMENT IN COMBINED CHAIR AND WORK-TABLE.

Specification forming part of Letters Patent No. **189,141**, dated April 3, 1877; application filed December 18, 1876.

*To all whom it may concern:*

Be it known that I, GEORGE L. RICH, of Rockland, of the county of Knox and State of Maine, have invented a new and useful or Improved Combined Chair and Work-Table; and do hereby declare the same to be fully described in the following specification and represented in the accompanying drawings, of which—

Figure 1 is a front elevation, and Fig. 2 a side view of it, the work-table leaf being shown in the first of such figures as turned up against the chair-back, and in the second as turned down upon its adjustable rails or supporters. Fig. 3 is a vertical section taken through the middles of the said supporters. Fig. 4 is an under-side view of one of the thread-spool drawers.

In the said drawings, A denotes a table-frame, provided with a chair-seat, *a*, two arms or arm-rests, *b b*, and a back, *c*. The said frame also is furnished with drawers *d d* below the chair-seat, and also with smaller drawers *e f e f*, arranged alongside of the arms *b b* and within it, (the said frame,) in manner as shown.

Furthermore, there is disposed within the frame, in manner as shown, and so as to be capable of moving vertically therein, two table-supporters, B B, shaped as shown, each of them being provided with a lifting-lever, C, that is pivoted to the frame A, which has fixed to each end of it a curved tooth-rack, D, to receive the lever, all being arranged as shown. A stud, *g*, from the supporter enters a curved slot, *h*, in the lever, or a metallic plate fixed thereto.

To the upper bars of the supporters B B a notched or recessed table-leaf, E, is hinged, so as to be capable of being turned down into a horizontal position upon the said bars, or up into an inclined one, against the chair-back.

For connecting the leaf E to the top bars of

the two supporters, I prefer to use in each of the latter one or more staples, *i i*, and to provide the leaf with hooks *k k* to hook into such staples.

The upper of each pair of side drawers I invert or place bottom upward in its case, and provide it with a series of thread-spools, *l*, arranged in it as shown, there being through the drawer-bottom and over each spool a hole, *m*, for the thread from the spool to pass up through.

From the above it will be seen that the composite article described presents the advantages of a work-table and a comfortable chair.

When not in use as a work-table the leaf may be up against the chair-back, and when it is down upon its supporters the height of the leaf may be adjusted to the convenience of the sitter by means of the levers and the curved racks.

After turning the leaf down it may be unhooked from one of the staples and turned aside, so as to enable a person to seat himself or herself in the chair, after which the leaf may be brought around in front of the sitter and again be hooked to the supporter, from which it had been detached.

In order to enable the leaf, when hooked to the rear staples, to be turned down, I provide it with recesses *o o* to receive the front staples, or the parts thereof that may extend above the tops of the supporters B B.

I claim as my invention as follows:

The combination of the pivoted table-leaf E and the chair A with the vertically-movable supporters B B, their operative levers C C, and sustaining-racks D D, all being arranged and applied substantially in manner and to operate as set forth.

GEORGE L. RICH.

Witnesses:

T. P. PIERCE,  
E. M. RICH.