

J. KAHN.  
CLOTHES-DRIER.

No. 189,229.

Patented April 3, 1877.

Fig. 1.

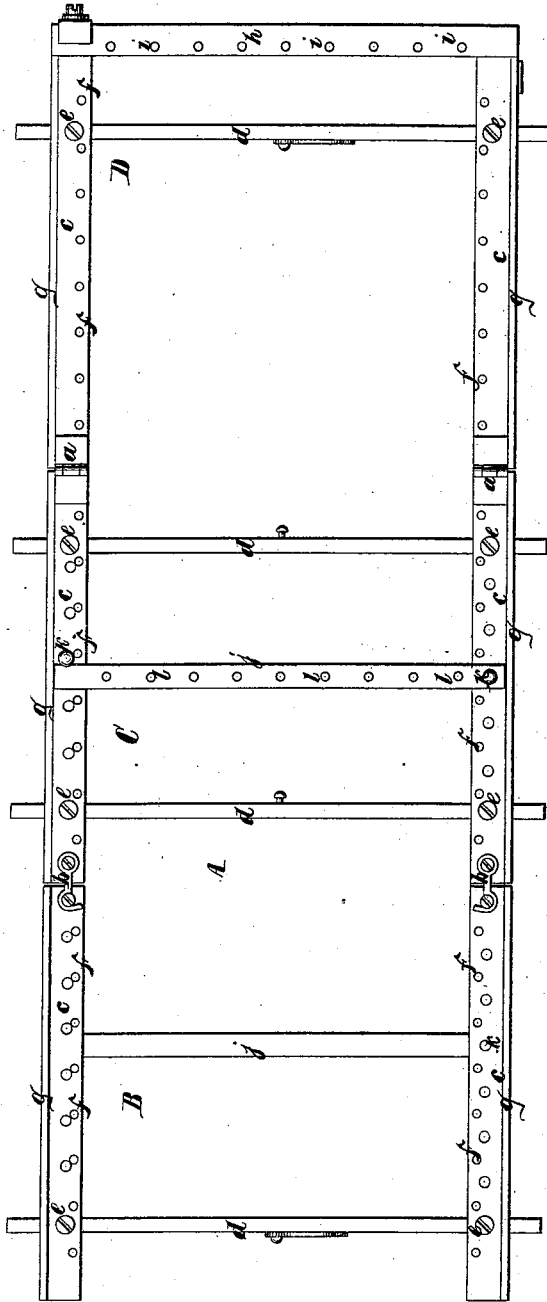
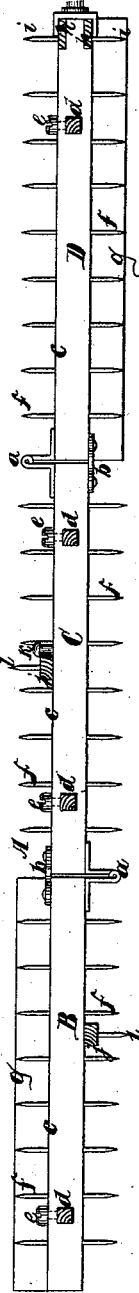


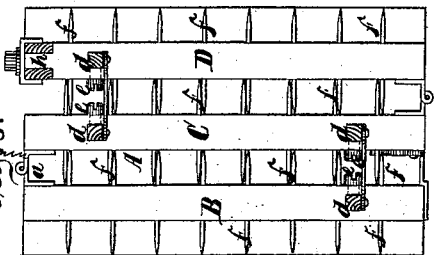
Fig. 2.



Witnesses.

Otto Hufeland  
Hugo Brunnemann

Fig. 3.



Inventor.  
Jules Kahn  
by  
Van Gantwood & Lauff.  
his attorney.

# UNITED STATES PATENT OFFICE

JULES KAHN, OF NEW YORK, N. Y.

## IMPROVEMENT IN CLOTHES-DRIERS.

Specification forming part of Letters Patent No. 189,229, dated April 3, 1877; application filed February 14, 1877.

*To all whom it may concern:*

Be it known that I, JULES KAHN, of the city, county, and State of New York, have invented a new and Improved Frame for Stretching Curtains and other articles, which invention is fully set forth in the following specification, reference being had to the accompanying drawing, in which—

Figure 1 represents a face view of my frame when unfolded. Fig. 2 is a horizontal section of the same. Fig. 3 is an end view of the same when folded.

Similar letters indicate corresponding parts.

This invention relates to a frame which is composed of a series of sections connected together by hinge-joints, each section being made of two rails, which are adjustably connected by traverses in combination with loose traverses, which are secured to the frame-sections at the desired points, the rails of the frame-sections and the loose traverses being provided with points, so that said frame-sections and loose traverses can be set for curtains, table-cloths, or other articles of different width and length; and, after they have been thus adjusted, a number of curtains or other articles can be stretched on the frame, one above the other, thereby saving much time and labor.

In the drawing, the letter A designates my frame, which consists of a series of frame-sections, B C D, that are connected to each other by hinge-joints *a*, so that they can be unfolded to the position shown in Figs. 1 and 2, or folded up to the position shown in Fig. 3. When the frame-sections are unfolded, they are rendered rigid by hooks or other suitable fastenings *b*.

Each of the frame-sections consists of two rails, *c c*, which are provided with mortises to receive traverses *d*, so that said rails can be moved on the traverses and adjusted at different distances apart.

Set-screws *e* serve to secure the rails in the required position.

Through the rails *c c* extend pins *f*, which are pointed at both ends, and on each rail is secured a guard, *g*, which project beyond the points of the pins, so that when the frame is

inclined against a wall the points are not liable to be bent or to catch in the wall, and at the same time the guards prevent people from pricking their hands.

One of the frame-sections is provided with an end traverse, *h*, which is connected to one of the rails *c* by a U-shaped cap and set-screw, so that the two rails of this frame-section can also be adjusted at any desired distance apart. In this end traverse are secured pins *i*, pointed at both ends similar to the pins *f* in the rails *c c*.

With the frame-section B C D are combined loose traverses *j*, which are adjusted at any desired distance from the end traverse *h*, by set-screws or pins *k*. In these loose traverses are secured points *l* projecting from one side only, as shown in Fig. 2.

After my frame has been unfolded the rails *c c* of the several frame-sections are adjusted at the required distance apart to correspond to the width of the curtains or other articles to be stretched; then the frame-sections are rendered rigid by the fastenings *b*, and, finally, the loose traverses *j* are secured at a distance from the end traverse *h* corresponding to the length of the article to be stretched; and if articles of two different lengths are to be stretched at the same time, the loose traverses on the two sides of the frame can be secured at different distances from the end traverse. After this has been accomplished, the curtains or other articles are attached to the points of the frame, first at their corners and then along their edges, said points being long enough to receive a series of curtains or other articles on each side. One or both sides of the frame can thus be filled, and then the frame is set aside to let the articles dry.

My frame is intended particularly for stretching lace-curtains; but it can be used for stretching table-cloths, bed-covers, quilts, or any other articles of a similar nature, and when not used it can be folded up and put out of the way.

What I claim as new, and desire to secure by Letters Patent, is—

A frame for stretching curtains and other articles, composed of a series of frame-sec-

tions, B C D, connected by hinge-joints *a*, in combination with the sliding traverses *d* and traverse *h*, and loose traverses *j*, the rails *c*, end traverses *h* and loose traverses *j* being provided with points on one or both sides, substantially as and for the purpose shown and described.

In testimony that I claim the foregoing have hereunto set my hand and seal this 12th day of February, 1877.

JULES KAHN. [L. S.]

Witnesses:

W. HAUFF,

E. F. KASTENHUBER.