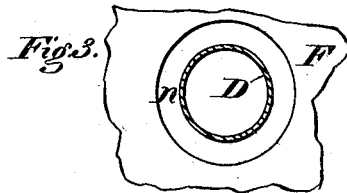
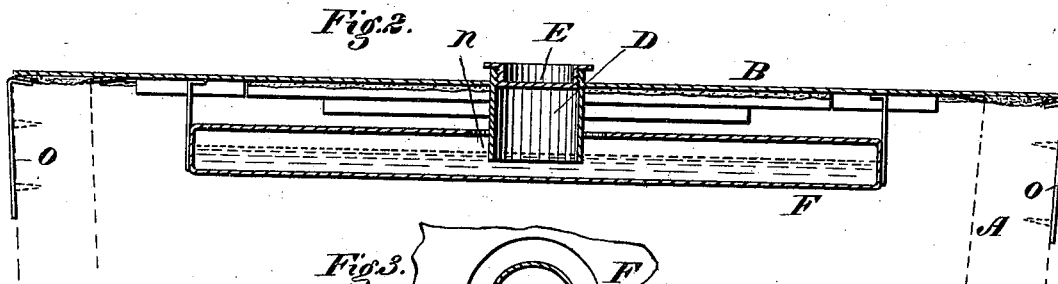
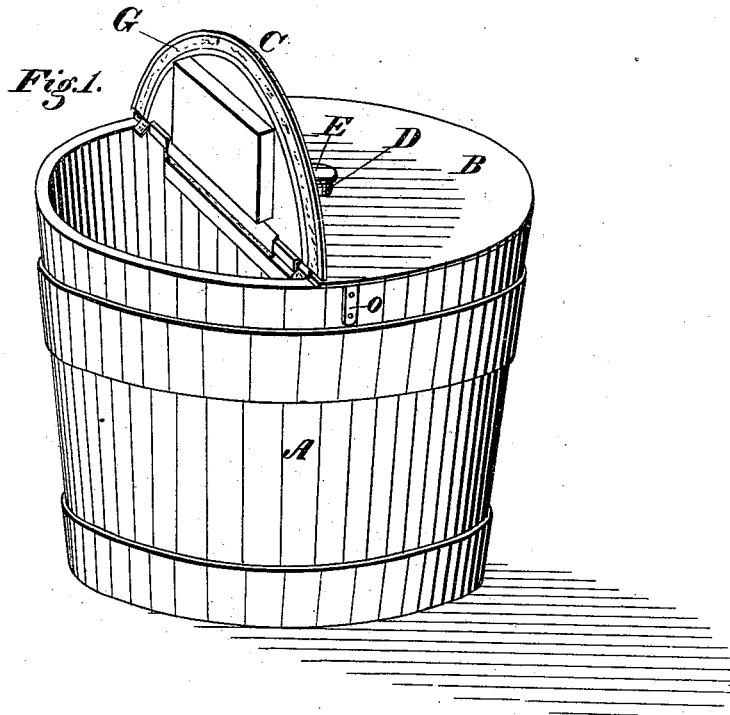


F. A. BRAYMER, JR.
COVERS FOR TOBACCO-PAILS.

No. 189,299.

Patented April 10, 1877.



Witnesses:
Oliver P. Twitchell.
Will W. Dodge.

Inventor.
F. A. Braymer, Jr.
by Dodge & Co.
Attys.

UNITED STATES PATENT OFFICE.

FREDERICK A. BRAYMER, JR., OF CHICAGO, ILLINOIS, ASSIGNOR OF ONE-HALF HIS RIGHT TO ORLIN A. PECK, OF SAME PLACE.

IMPROVEMENT IN COVERS FOR TOBACCO-PAILS.

Specification forming part of Letters Patent No. **189,299**, dated April 10, 1877; application filed November 8, 1876.

To all whom it may concern:

Be it known that I, FREDERICK A. BRAYMER, Jr., of Chicago, in the county of Cook and State of Illinois, have invented certain Improvements in Covers for Tobacco-Pails, of which the following is a specification:

My invention consists of an improved cover for tobacco-pails, and similar packages, whereby the contents are kept in proper condition for use, as hereinafter more fully explained.

In the drawing, Figure 1 represents a perspective view of a tobacco-pail having my improved cover applied; Fig. 2, a vertical section through the cover, and Fig. 3, a section of a small portion of the device.

In shipping and storing tobacco, it is found that it loses its moisture, becoming dry and crisp, and comparatively unfit for use. To obviate this difficulty and to restore the tobacco, when dry, to its proper condition are the objects of this invention.

To accomplish these objects the cover is provided with a chamber to receive a liquid, said chamber being located beneath the cover, and arranged to communicate with an empty space left in the upper part of the pail when packed, so that the moisture produced by the evaporation of the liquid may be taken up by the tobacco.

In carrying out my invention, I provide a cover, B, preferably of metal, and secure the same to the pail or package A by means of ears or tags O, as shown in Figs. 1 and 2. This cover I prefer to make in two parts, one hinged to the other, as represented in Fig. 1, in order that the amount of moisture imparted to the tobacco may be readily regulated, and access to the contents may be had by simply opening the hinged portion. To avoid the escape of moisture from the pail or package when closed, the cover is provided with a strip of felt or similar material, G, extending around its outer edge on the under side, and across the hinge or joint, so that when the cover is placed in position on the pail or package the felt shall lay along on the upper edge of the same and form a packing, thus rendering the package air-tight when the cover is secured in place.

Suspended from the under side of the cover

B, in any suitable manner, is a shallow receptacle, F, which has on its upper side a central opening, *n*. Extending from the upper side of the cover B, down through the opening *n*, and into the chamber or receptacle F, is a tube, D, open at its lower end, and closed at its upper end by a screw-cap, E, as shown. As seen in Figs. 1 and 2, the tube D is somewhat less in diameter than the opening *n*, so that a space is left between the tube and the sides of said opening. When the cover is to be used, the screw-cap E is removed, and water, or other suitable liquid, is poured through the tube D into the chamber or receptacle F until the same is from one to two thirds full. The screw-cap E is then replaced, the cover securely fastened down on the pail or package, (previously filled, with the exception of the small space at the upper end previously referred to,) when the operation commences.

As stated, the chamber F is made quite shallow, but, as shown, is made quite large horizontally, this being done for several reasons. In the first place, it affords much larger surface for evaporation, thus insuring an abundant supply of moisture. This form is further advantageous in that the danger of the liquid being thrown out upon the tobacco by sudden jolting of the pail or package is avoided, the larger portion of the upper side of the chamber F being closed or covered over, and the opening *n* being at the center instead of the sides, at which points the danger of splashing out would be greatest, while in addition to these advantages economy of space renders this form desirable.

The liquid being supplied to the chamber F, as above described, the cover secured, and the cap E screwed in place, closing the tube D, the package is rendered air-tight, or nearly so. The liquid in the receptacle or chamber F, slowly evaporating, ascends in the form of a thin vapor, passing up through the opening *n*, and filling the space left in the upper end of the pail or package. When the tobacco is very dry, the air in the space referred to will be dry, and the evaporation of the liquid will be more rapid, thus supplying the moisture more rapidly to the tobacco, and bringing the same to its proper condition. When, how-

ever, the tobacco is comparatively moist, the air in said space will likewise be moist, and consequently there will be little or no evaporation of the liquid in the chamber F. It will thus be seen that the quantity of moisture will constantly regulate itself, keeping the tobacco at all times in the proper condition.

This device is applicable to packages containing any article which it is desirable to keep moist, such as barrels of sugar, bread and cake boxes, and similar articles.

The covers may be made of any form and size to adapt them to use on packages of any shape or dimensions, and may be provided with any suitable number of chambers for the liquid. The location of the liquid chamber may likewise be changed, as may also the ar-

range and manner of attaching the same, without departing from the nature of my invention; but the form and arrangement shown is considered most desirable.

Having thus described my invention, what I claim is—

A cover for tobacco-pails, and similar articles, having secured to its inner or under side a pan or box, F, for containing a liquid, with an opening, *n*, in its upper surface, and a tube, D, for filling the same, all constructed to operate substantially as described.

FREDERICK A. BRAYMER, JR.

Witnesses:

CHAS. C. PHILLIPS,
L. HASBROUCK.