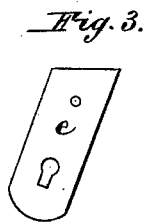
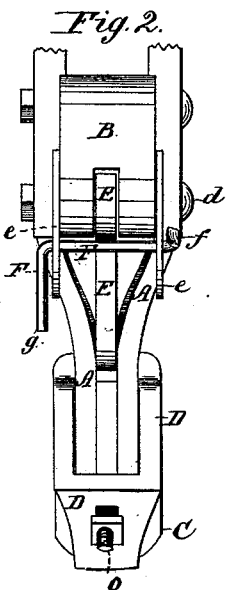
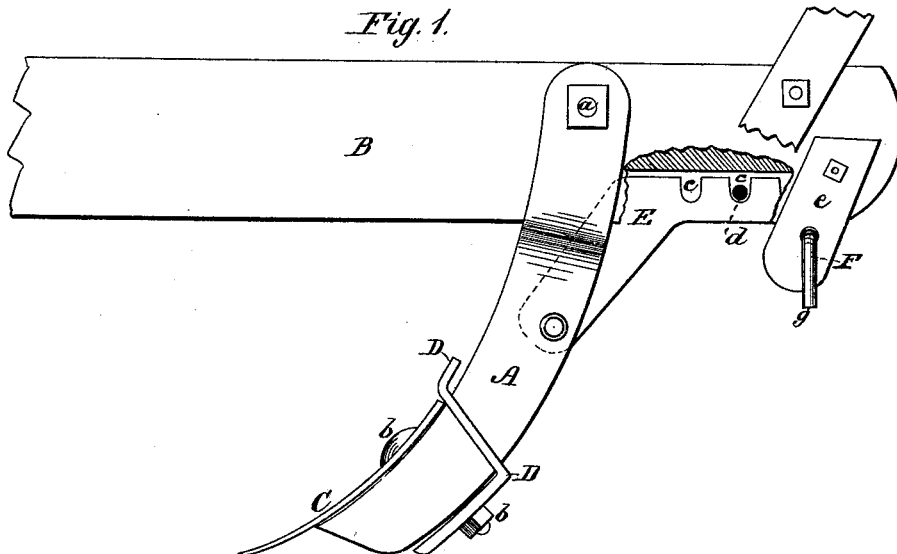


D. P. FERGUSON.

FLOW.

No. 189,443.

Patented April 10, 1877.



WITNESSES:

*W. W. Hollingsworth*  
*John H. Kemont*

INVENTOR:  
*D. P. Ferguson.*

BY *Russell F. C.*

ATTORNEYS.

# UNITED STATES PATENT OFFICE.

DANIEL P. FERGUSON, OF JONESBOROUGH, GEORGIA.

## IMPROVEMENT IN PLOWS.

Specification forming part of Letters Patent No. 189,443, dated April 10, 1877; application filed January 6, 1877.

*To all whom it may concern:*

Be it known that I, DANIEL P. FERGUSON, of Jonesborough, in the county of Clayton and State of Georgia, have invented a new and useful Improvement in Plows; and I do hereby declare that the following is a full, clear, and exact description of the same.

The invention is an improvement in the class of plows having pivoted standards and notched braces for holding them in various positions or adjustments.

The invention consists in the particular construction and arrangement of parts, as hereinafter described and claimed.

In the accompanying drawing, Figure 1 is a side elevation of a standard and fragment of a beam, (with part of the latter broken away,) showing the application of the notched brace and the stay-piece for the share. Fig. 2 shows the same parts in rear elevation. Fig. 3 is a detail view of one of the plates or ears through which the key for supporting the brace is inserted.

The bifurcated standard A is pivoted to the beam B at *a*, and provided with a share or shovel, C, of the usual form. Said share or shovel is secured by a single screw-bolt, *b*, which passes through the slot of the standard, and it is prevented from turning on the bolt by means of the stay-piece D, which is slotted to embrace the standard, and turned up on the front side so as to lie parallel to the standard. The brace E is curved or bent at an obtuse angle, and pivoted to the standard A at its middle, or thereabout. Its upper arm is provided with notches *c* on the upper side, to adapt it to engage or lock with the bolt *d*,

which passes through beam and lower ends or handles. It is obvious that the angle of the standard to the beam may be changed at will by adjusting the brace so that the bolt *d* will engage a different notch, *c*.

The accidental disengagement of the brace from the bolt *d* is prevented by the key F, which passes through the ears *e*. The said key is provided with a lug, *f*, at one end, and is weighted at the other, *g*. Key-hole slots are formed in the ears *e*, so that the weighted end *g* of the key requires to be turned up to allow the latter to be inserted in or withdrawn from the ears.

My improvement combines strength and ease of adjustment of the parts in a high degree.

I do not claim, broadly, a pivoted standard and notched adjustable brace connected therewith, nor a weighted key for locking detachable parts or devices together; but

What I claim is—

The combination, with the pivoted standard A, of the brace E, having an angular form and provided with notches or open slots on the upper side of its horizontal arm, the bolt *d*, passing through the plow-handle and traversing the slot *c* in the beam, the weighted key F *g*, and the slotted pendent ears *e*, all arranged as shown and described, for the purpose specified.

The above specification of my invention signed by me this 29th day of December, 1876.

DANIEL P. FERGUSON.

Witnesses:

H. W. COLEMAN,  
R. W. MUNDY.