

F. X. GARTLAND.
COFFIN-HANDLE.

No. 189,449.

Patented April 10, 1877.

Fig. 1.

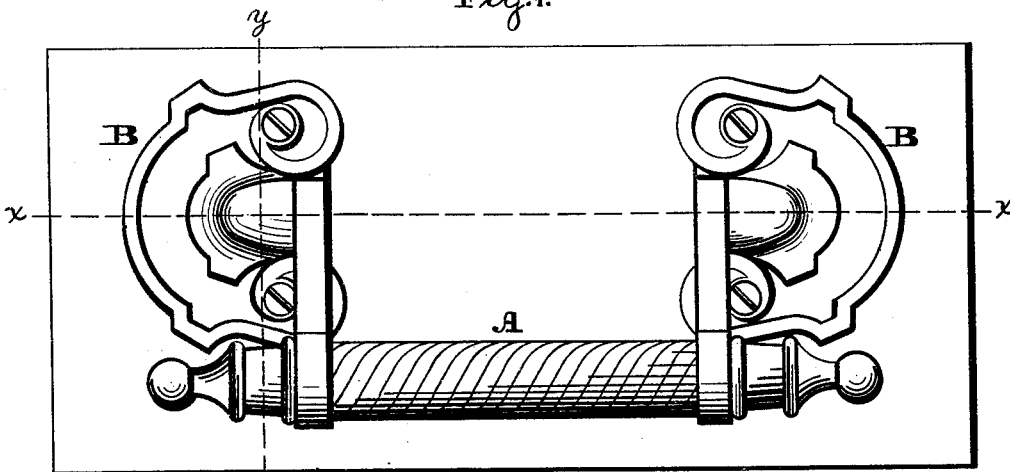


Fig. 2.

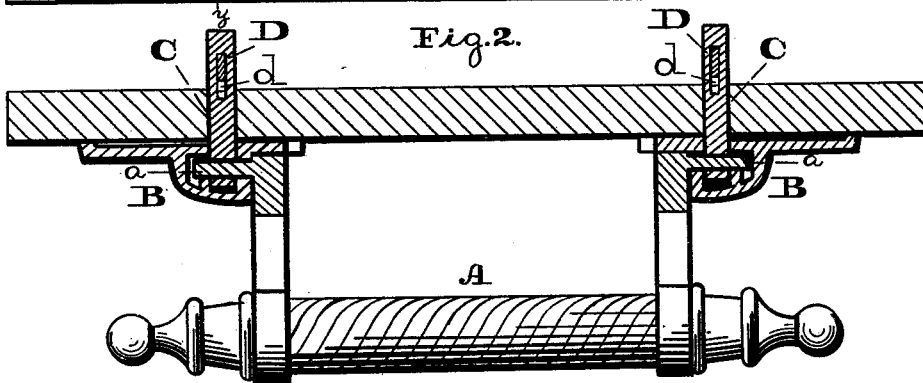


Fig. 3.

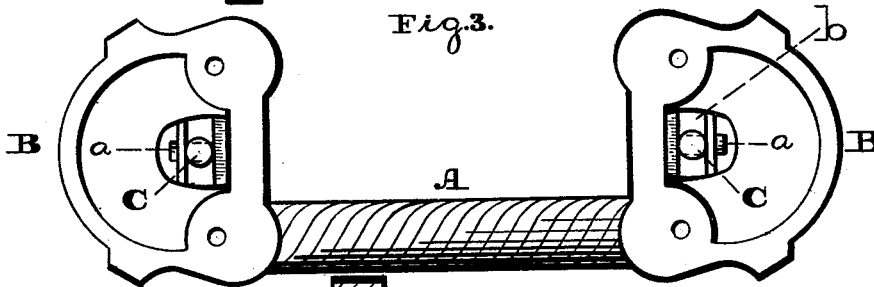
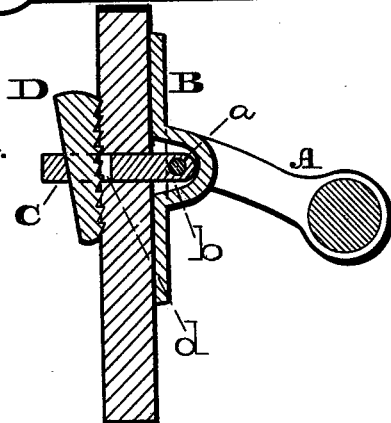


Fig. 4.



Witnesses:
Lewis F. Brown,
Chas. P. Grant.

Inventor:
F. X. Gartland.

by
John A. Dietersheim
Attorney.

UNITED STATES PATENT OFFICE.

FRANCIS X. GARTLAND, OF PHILADELPHIA, PENNSYLVANIA.

IMPROVEMENT IN COFFIN-HANDLES.

Specification forming part of Letters Patent No. 189,449, dated April 10, 1877; application filed September 13, 1876.

To all whom it may concern:

Be it known that I, FRANCIS X. GARTLAND, of the city and county of Philadelphia, and State of Pennsylvania, have invented a new and useful Improvement in Fastenings for Handles of Burial Coffins and Caskets; and I do hereby declare the following to be a clear and exact description of the nature thereof, sufficient to enable others skilled in the art to which my invention appertains to fully understand, make, and use the same, reference being had to the accompanying drawings, making a part of this specification, in which—

Figure 1 is a face view of a handle having my invention applied thereto. Fig. 2 is a central horizontal longitudinal section thereof in line *x x*, Fig. 1. Fig. 3 is a rear view thereof. Fig. 4 is a transverse section in line *y y*, Fig. 1.

Similar letters of reference indicate corresponding parts in the several figures.

My invention consists of slotted pins, fitted to the axis of the handle and adapted to pass through the sides of the coffin or burial-casket, on the inner face of which the said pins may be secured by keys, the pins forming an auxiliary fastening for the handle.

Referring to the drawings, A represents a coffin or casket handle, which is hinged to ears B B, which are to be screwed or otherwise fastened to the sides of the coffin or casket.

C represents pins, one end of each of which is fitted on the axial pintle *a* of the handle A, and said pins project rearward from the ears or handle. In order to properly locate the pins C, a cavity, *b*, is formed in the rear face of each ear, whereby the ends of the pins may be inserted in the ears, and the pintles *a* passed through the pins.

It will thus be seen that the pintles or axis of the handle A constitute means of holding and confining the pins C.

Openings will be made in the sides of the coffin or casket at points relative to the desired location of the handles, and the pins C passed through said openings. The ears B are now fastened to the coffin or casket, and the pins are then to be secured on the inner faces of the coffin or casket.

In the pins, near the ends opposite to those of the attachment with the pintles *a*, there are formed slots *d*, through which will be passed wedge-shaped keys D, which will bear against the inner face of the coffin or casket, and thus prevent displacement of the keys.

It will be seen that the handle A may be securely connected to the coffin or casket by means of the ears B and pins C, auxiliary therewith, and it is not liable to break away.

In order to prevent slipping of the wedge-shaped keys D, the edges thereof contiguous with the coffin or casket may be serrated, so as, when forced into position, to penetrate, and thus take hold of, the coffin or casket.

Having thus described my invention, what I claim as new, and desire to secure by Letters Patent, is—

The coffin or casket handle A and ears B, in combination with auxiliary fastening-pins, fitted to the axis of the handle, and formed with slots for the reception of keys, substantially as and for the purpose set forth.

FRANCIS X. GARTLAND.

Witnesses:

JOHN A. WIEDERSHEIM,
A. P. GRANT.