

H. T. LAWTON.
PLATFORM-SCALE.

No. 189,475.

Patented April 10, 1877.

Fig. 1.

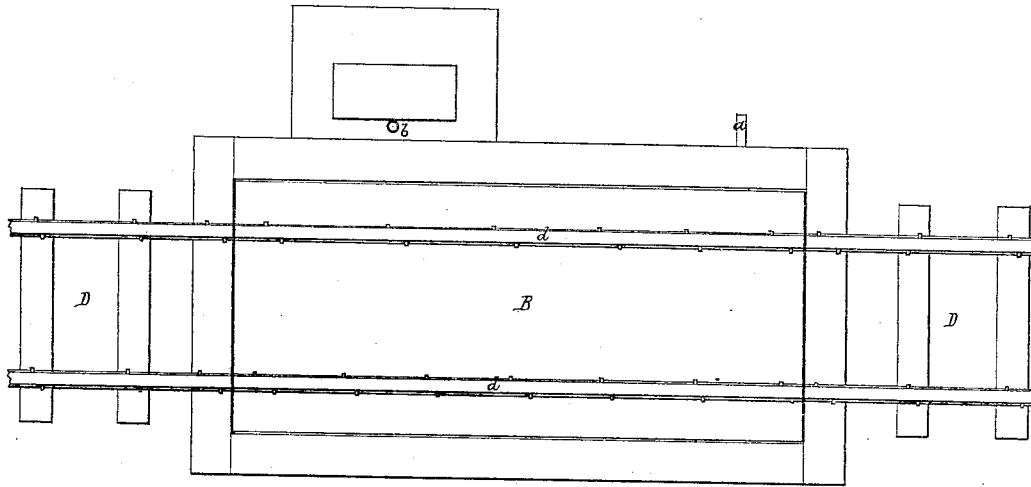


Fig. 2.

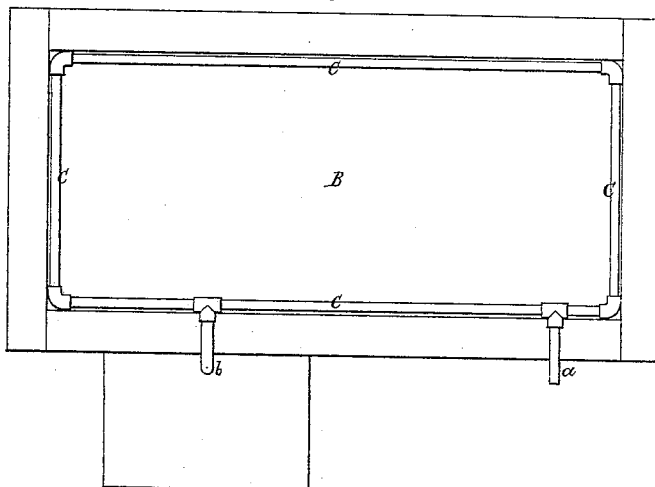
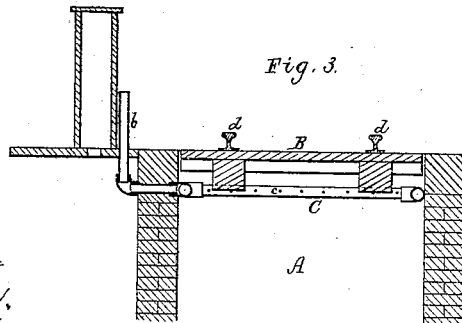


Fig. 3.



Witnesses.
S. W. Piper.
L. W. Miller.

Hiram T. Lawton.
by his attorney.
R. H. Eddy.

UNITED STATES PATENT OFFICE.

HIRAM T. LAWTON, OF MIDDLETOWN SPRINGS, VERMONT.

IMPROVEMENT IN PLATFORM-SCALES.

Specification forming part of Letters Patent No. **189,475**, dated April 10, 1877; application filed December 11, 1876.

To all whom it may concern:

Be it known that I, HIRAM T. LAWTON, of Middletown Springs, of the county of Rutland, of the State of Vermont, have invented a new and useful Improvement in Platform-Scales for Weighing Heavy Bodies; and do hereby declare the same to be described in the following specification and represented in the accompanying drawings, of which—

Figure 1 is a top view, Fig. 2 an under-side view, and Fig. 3 a transverse section, of a railway scale-platform and pit, provided with my invention, which equally answers for various other platform-scales.

The invention is to prevent the platform, or the working parts by which it may be supported, from being obstructed in their operations in winter by ice, frost, or snow.

It is well known that it frequently happens that ice will form or snow get between the edges of the platform and the sides of the pit, so as to clog the platform more or less, and thereby prevent it from acting properly.

In carrying out my invention, I arrange within the pit A, and usually on its sides and ends, and just below the edges of the platform B, one or more pipes, C, provided with openings or holes for discharge of steam, directly into the pit, or upward between such and the perimeter of the platform. In the drawing, the pipe C is continuous or goes around the entire pit, and is provided with an educt or pipe, a, for the discharge of water arising

from condensation of steam in such pipe. The pipe or steam-discharger C has also an induct or pipe, b, arranged to extend up from it and above the pit, in order that steam from a locomotive-engine, when the latter may be upon the rails of the platform, may be discharged through or by one or more suitable appliances into such pipe b, and thence into the pipe C.

This steam, flowing out of the holes c of the pipe C, will pass into the pit and escape therefrom through the narrow space encompassing the perimeter or edge of the platform. In so doing the steam will melt any frost, ice, or snow that may have formed in the pit, or on the bearings or mechanism in such pit, or about the platform.

The drawing shows the platform-scale as arranged in a railway-track, D D, with rails d d on the platform.

Where the case may require it, there should be near the scale a small steam-generator for supplying steam to the discharger C.

If preferable, hot water or hot air may be used in the place of steam in the pipe C.

I claim—

In combination with the platform-scale and its pit, one or more pipes provided with an induct and educts, and arranged substantially as and for the purpose as described.

HIRAM T. LAWTON.

Witnesses:

ROBERT R. WOODWARD,
ERWIN HOWARD.