

R. LUBLINSKI.  
UMBRELLA TIP-CUP.

No. 189,564.

Patented April 17, 1877.

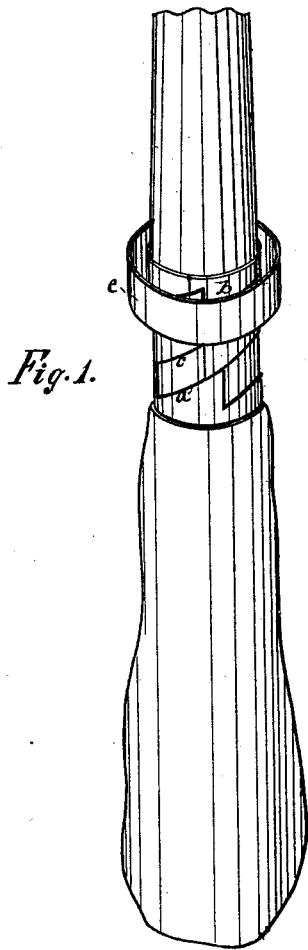


Fig. 1.

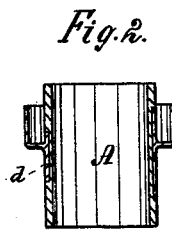


Fig. 2.

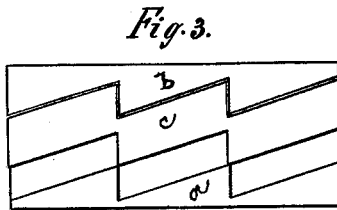


Fig. 3.

Witnesses:

Theodore Foster.

P. C. Stark.

Inventor:

Robert Lublinski

By J. P. Smith  
his Atty.

# UNITED STATES PATENT OFFICE.

ROBERT LUBLINSKI, OF LONDON, ENGLAND, ASSIGNOR TO ARDON SEYMOUR FITCH, OF NEW YORK, N. Y.

## IMPROVEMENT IN UMBRELLA-TIP CUPS.

Specification forming part of Letters Patent No. **189,564**, dated April 17, 1877; application filed April 28, 1876.

*To all whom it may concern:*

Be it known that I, ROBERT LUBLINSKI, of London, Middlesex county, England, have invented a new and useful Improvement in Umbrella-Tip Fasteners, of which the following is a specification, reference being had to the accompanying drawing, forming a part of said specification.

Figure 1 is a perspective view of my improved umbrella-tip fastener, and Fig. 2 is a central longitudinal section of the same. Fig. 3 shows the inclines flattened or straightened out.

My invention relates to that kind of umbrella-tip fasteners formed of a cup-like piece of metal connected to the umbrella-stick, and made to move into and out of engagement with the tips by the agency of a screw; and consists of the combination of the tip-fastener with the peculiarly-constructed screw hereinafter described.

In the drawings, A is the ferrule, provided with inclines or threads. These are formed of two strips of metal, on one edge of each of which is cut a series of inclines. (Shown at *a b*, Fig. 3.) These strips are bent into a cylindrical form, and put onto and soldered or otherwise secured to the ferrule A with the inclines opposite to each other, and separated to receive the sleeve *c*, with inclines on both its edges, as shown in plane at *d*, Fig. 3. The sleeve *c* is placed upon the ferrule between the

inclines *a b*, and left free to revolve or turn on the ferrule. The tip-holder or cup-disk *e* is placed upon and secured to the sleeve *c*, and the whole is arranged so that, when the ribs of the umbrella are folded around the stick, the cup *e* will be, by being turned, run up so as to inclose and hold securely the tips, and when the cap is turned back it will liberate and set free the said tips. These devices constitute a neat, efficient, and cheaply-made means of moving and retaining in a fixed position the said tip-cup, and limits its motion in both directions.

I do not claim, broadly, an umbrella-tip holder moved by means of a screw, intending to limit my claim to the peculiar form and construction of the inclines, (so called,) which I have described.

What I claim as my invention, and desire to secure by Letters Patent, is—

An umbrella-tip fastener formed of the cup *e*, the inclines *a b*, the sleeve *c*, having inclines on both edges, and to which is secured the said cup, all combined to operate as and for the purpose described.

In witness whereof I have set my hand this 6th day of April, 1876.

ROBERT LUBLINSKI.

Witnesses:

PHILIP S. JUSTICE,  
EDWARD GEORGE DENMAN.