

C. W. BUTLER.

STOP-HINGES FOR CARRIAGE DOORS, &c.

No. 189,920.

Patented April 24, 1877.

Fig. 1

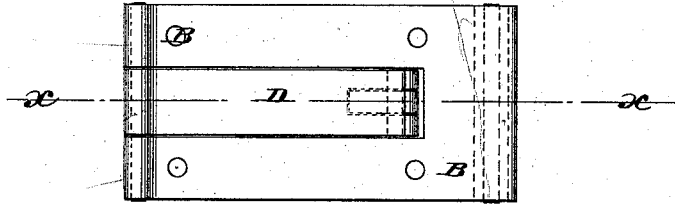


Fig. 2

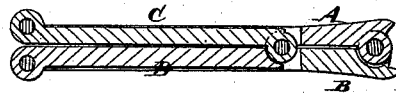
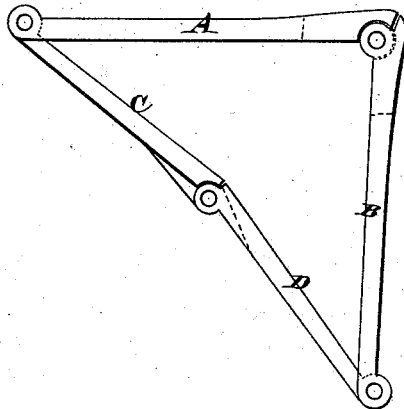


Fig. 3



WITNESSES:

A. W. Almquist
J. H. Scarborough.

INVENTOR:

C. W. Butler.

BY

Munn & Co.

ATTORNEYS.

UNITED STATES PATENT OFFICE.

CHARLES W. BUTLER, OF NEW YORK, N. Y.

IMPROVEMENT IN STOP-HINGES FOR CARRIAGE-DOORS, &c.

Specification forming part of Letters Patent No. 189,920, dated April 24, 1877; application filed March 19, 1877.

To all whom it may concern:

Be it known that I, CHARLES W. BUTLER, of the city, county, and State of New York, have invented a new and Improved Stop-Hinge, of which the following is a specification:

Figure 1 is a side view of my improved hinge, closed. Fig. 2 is a cross-section of the same taken through line *x x*, Fig. 1, and Fig. 3 is a top view of the same opened.

The object of this invention is to furnish improved hinges for carriage-doors, trunks, and other similar uses, to stop the doors, covers, and other objects to which they are attached when they have been opened to about right angles.

The invention consists in the two bars hinged to each other at their inner ends, and at their outer ends hinged to the outer edges of the slotted plates or wings of a hinge, as hereinafter fully described.

A and B are the main plates or wings of the hinge, which are hinged to each other at one edge in the usual way. The wings or

plates A B are slotted from their free edges nearly to their hinged edges, and in the slots thus formed are placed bars C D, which are hinged to each other at their inner ends, as shown in Figs. 1, 2, and 3. The outer ends of the bars C D are hinged to the outer or free edges of the plates or wings A B, as shown in Figs. 1, 2, and 3. By this construction the hinged bars C D act as a stop or tie-rod, to prevent the plates or wings A B from opening beyond a certain point fixed by the length of the bars C D.

Having thus described my invention, I claim as new and desire to secure by Letters Patent—

The bars C D, hinged to each other at their inner ends, and at their outer ends hinged to the outer edges of the slotted plates or wings A B of a hinge, substantially as herein shown and described.

CHARLES W. BUTLER.

Witnesses:

JAMES T. GRAHAM,
C. SEDGWICK.