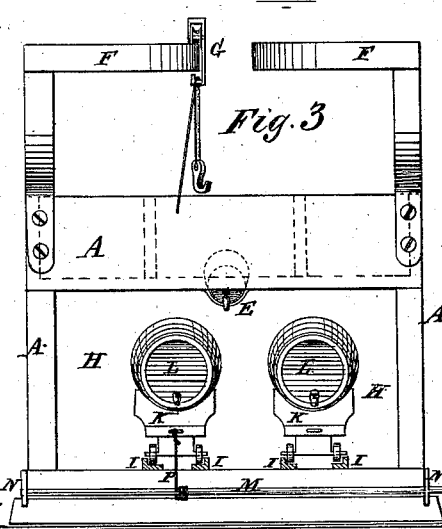
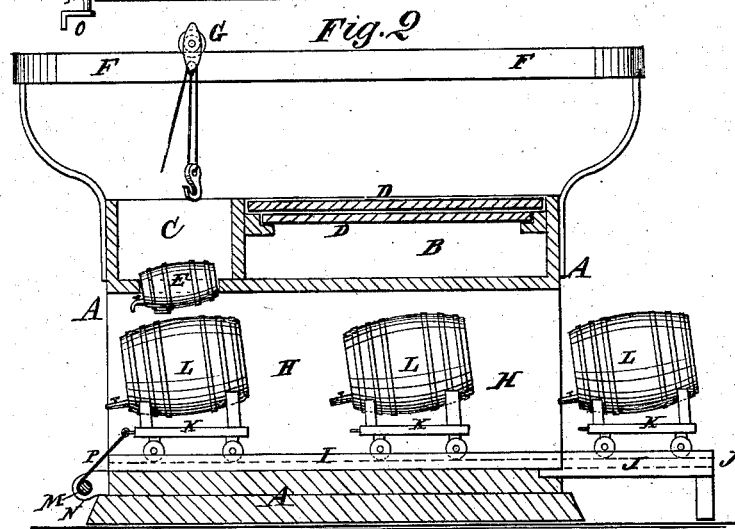
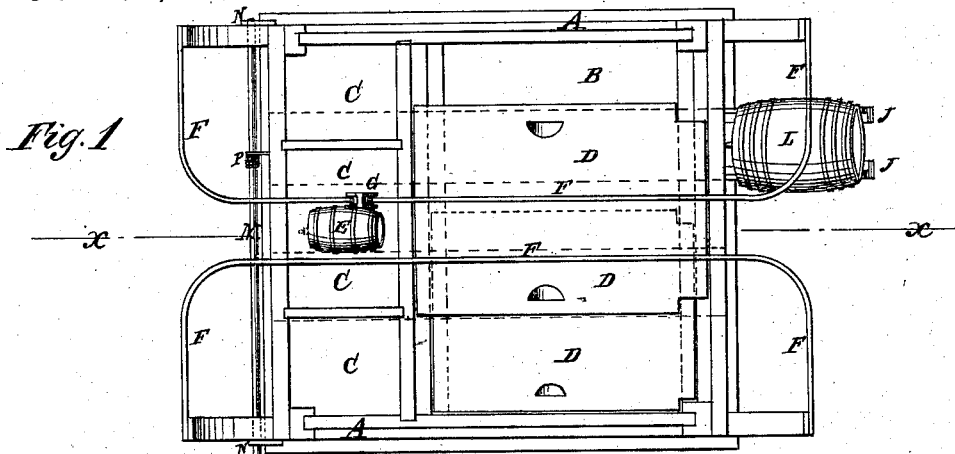


J. J. MOLONEY & I. S. SCHUYLER.
 ICE-BOX ATTACHMENT FOR SETTLING AND COOLING ALE AND
 BEER.

No. 189,948.

Patented April 24, 1877.



WITNESSES:
A. W. Mungold
J. H. Scarborough

INVENTOR S
J. J. Moloney
 BY *I. S. Schuyler*
 ATTORNEYS.

UNITED STATES PATENT OFFICE.

JAMES J. MOLONEY AND ISAAC S. SCHUYLER, OF BROOKLYN, NEW YORK.

IMPROVEMENT IN ICE-BOX ATTACHMENTS FOR SETTLING AND COOLING ALE AND BEER.

Specification forming part of Letters Patent No. **189,948**, dated April 24, 1877; application filed February 17, 1877.

To all whom it may concern:

Be it known that we, JAMES J. MOLONEY and ISAAC S. SCHUYLER, of Brooklyn, in the county of Kings and State of New York, have invented a new and useful Improvement in Ice-Box Attachments for Settling and Cooling Ale and Beer, of which the following is a specification:

Figure 1 is a top view of an ice-box to which our improvements have been applied. Fig. 2 is a vertical longitudinal section of the same, taken through the line *xx*, Fig. 1. Fig. 3 is a front view of the same.

Similar letters of reference indicate corresponding parts.

The object of this invention is to furnish an improved apparatus for settling and cooling ale, beer, porter, &c., to be drawn from the wood, without its being necessary to pump the liquor through and cool it in pipes, and in such a way that it may be settled in a warm room, and then moved into, and cooled in, the cooling-chamber, without being agitated in the least.

The invention will first be described in connection with the drawing, and then pointed out in the claims.

A represents the ice-box, in the upper part of which is formed a large compartment, B, to receive the ice, and smaller compartments C, to receive lager-beer kegs E, sirups, and other things to be kept cool. The ice-chamber B is provided with doors D, in the usual way.

To the top of the ice-box A are attached tracks or ways F, to receive a hoisting-tackle, G, which is provided with a pulley to roll upon the tracks F, and enable the casks and the ice to be conveniently handled.

In the ice-box A, beneath the compartments B C, is formed the cooling-chamber H, to the bottom of which are attached one, two, or more tracks, I, upon which are placed small trucks K, to receive the casks L, and which should be so formed that the casks L, when placed upon them, will be at the proper inclination, and will not have to be tipped. The cooling-chamber H should be provided with doors at its front and rear sides, which doors are not shown in the drawings.

J is an extension of the track, which may be applied to either end of either track I, and is made long enough to receive one of the trucks K.

In using the apparatus a cask, L, is tapped,

and provided with an automatic vent, and is then placed upon a truck, K, standing upon a track extension, J, placed at the rear of the ice-box, and in connection with one of the tracks I. After the beer is settled, its truck is drawn into the cooling-chamber H, beneath the ice-chamber B, and allowed to stand until cooled. It is then drawn to the forward side of said chamber H until the beer has been all drawn from it.

It is designed to have a truck, K, and its cask L in each of the three positions at all times, and the rails of the tracks I J and the wheels of the trucks K are planed and turned perfectly true, so that a truck and its cask can be moved from one position to another without agitating the beer in the least.

The tracks I may be straight or curved, as the space that can be used will allow, or a circular revolving disk or plate may be used to carry the casks from one position to another.

To the forward side of the ice-box A is pivoted a shaft, M, which works in bearings N, attached to said ice-box, and to the end of which is attached a crank, O, for convenience in turning it.

To the shaft M are attached the ends of ropes P, one for each track I, the other end of one of which is attached to each truck K, as it is to be moved forward, so that the movement may be made gently and steadily.

Having thus described our invention, we claim as new and desire to secure by Letters Patent—

1. An ice-box provided with a cooling-chamber, H, below the ice-chamber, and at one side of the latter with keg-compartments C, a track, F, with movable hoisting apparatus being arranged above, all as shown and described.

2. The detachable extension J of the tracks I upon the outside of the ice-box, to receive a truck and cask, substantially as herein shown and described.

3. The combination of the crank-shaft M and rope P with the ice-box A, for moving the trucks K upon the tracks I, substantially as herein shown and described.

JAMES J. MOLONEY.
ISAAC S. SCHUYLER.

Witnesses:

JAMES T. GRAHAM,
C. SEDGWICK.