

G. E. PARKER.

POCKET LANTERN.

No. 190,073.

Patented April 24, 1877.

Fig. 1.

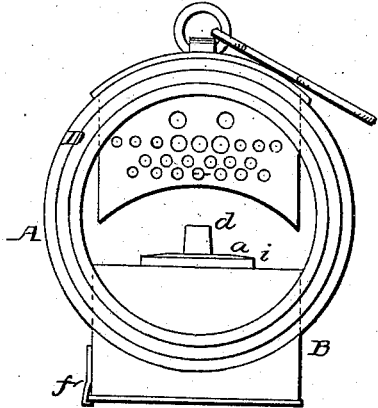


Fig. 3.

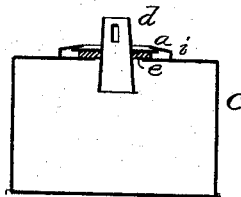


Fig. 2.

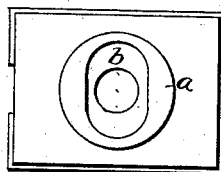


Fig. 4.



Fig. 5.



Attest:
Howard Jewell
Bro Benjamin

Inventor:
George E. Parker
By his attorney
Oliver Drake

UNITED STATES PATENT OFFICE.

GEORGE E. PARKER, OF NEWARK, NEW JERSEY.

IMPROVEMENT IN POCKET-LANTERNS.

Specification forming part of Letters Patent No. **190,073**, dated April 24, 1877; application filed March 24, 1877.

To all whom it may concern:

Be it known that I, GEORGE E. PARKER, of the city of Newark, in the county of Essex and State of New Jersey, have invented certain new and useful Improvements in Pocket-Lanterns; and I do hereby declare that the following is a full, clear, and exact description thereof, which will enable others skilled in the art to which it appertains to make and use the same, reference being had to the accompanying drawings, and to the letters of reference marked thereon, which form a part of this specification.

This invention relates more particularly to certain improvements in the construction of pocket-lanterns; but it is also applicable, in some respects to other lanterns and lamps; and has for its object, chiefly, a reduction in the cost of manufacturing the article, as well as to improve it in other respects.

The accompanying drawing illustrates the nature and character of my invention, in which Figure 1 is a front elevation of a pocket-lamp embodying my improvements. Fig. 2 is a top view of the lamp or oil-cup detached from its case. Fig. 3 is a vertical cross-section of the same, and Figs. 4 and 5 are detail views of the wick-tube, flange, &c.

Similar letters of reference indicate corresponding parts in the several figures.

The case A, all except the front, is first spun up from a single piece of sheet-brass, its form being round and shaped like a cup. The side or rim is then parted transversely, and the ends thereof bent outward, so as to form projections B, and an aperture at the bottom, through which to insert the lamp C, which has a flat bottom, on which said lamp with its case may rest when not in use, all as shown and indicated in Figs. 1 and 3. The front D of the case is struck up and soldered or brazed fast, as indicated in Fig. 1. The lamp or oil-cup C is made square, or nearly so, the bottom projecting beyond the sides, so as to form a

rest for the case A, as indicated. An aperture in the top, at which the oil is poured in, and through which the wick-tube is inserted, is surrounded by a round cap, *a*, in the top of which is an oblong opening, *b*, conforming in size and shape to a flange or button, *c*, on said wick-tube *d*. Between the top of the oil-cup A and the top of said cap is an open space or groove, and the wick-tube carrying the flange or button *c*, the latter being provided with a suitable packing, *e*, is inserted into the lamp, and being turned partially around (see Figs. 1 and 3 and dotted lines in Fig. 2) is buttoned therein, and the packing pressing on the top of the lamp over the aperture prevents the oil from escaping. The sides at *i* being slightly depressed have a tendency to increase the pressure on the packing, and prevents the flange from turning accidentally.

The lamp is provided with the usual chimney, handles, hook, &c., and the oil-cup is held in the case by a spring-catch or catches *f*, all as shown and indicated.

Having thus described my invention, what I claim as new, and desire to secure by Letters Patent, is—

1. The case A, the sides and back of which are spun up from a single piece of sheet metal, having the projections B and aperture at the bottom, through which the lamp is inserted, and the catch or catches *f*, substantially as and for the purposes set forth.

2. In a lamp, the combination of the cap *a*, having an oblong opening, *b*, with the flange *c*, tube *d*, and packing *e*, substantially as and for the purposes set forth.

In testimony that I claim the foregoing as my own I hereto affix my signature in presence of two witnesses.

GEORGE E. PARKER.

Witnesses:

OLIVER DRAKE,
P. J. INSLEE.