

E. C. HOTCHKISS & C. W. HEBARD.

IRONING TABLE.

No. 190,140.

Patented May 1, 1877.

Fig. 1.

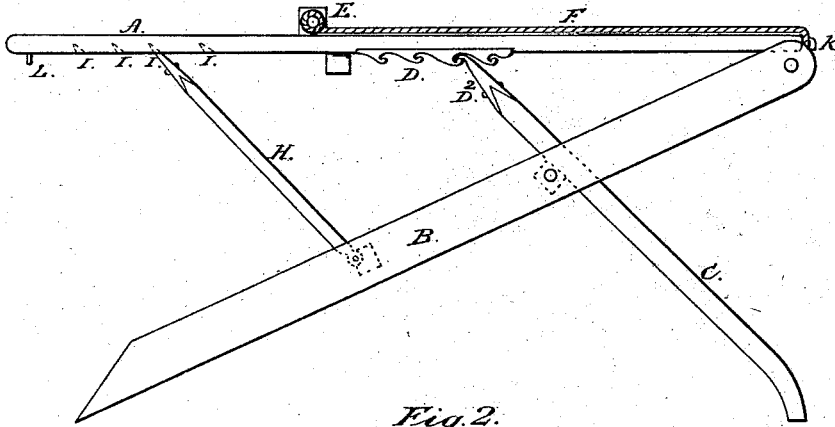


Fig. 2.




Fig. 3.

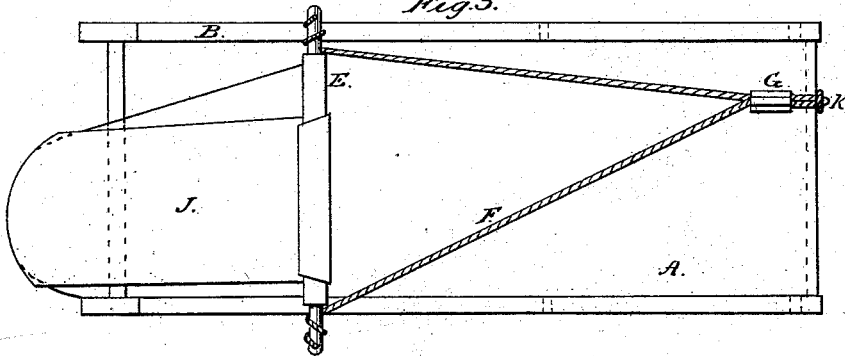
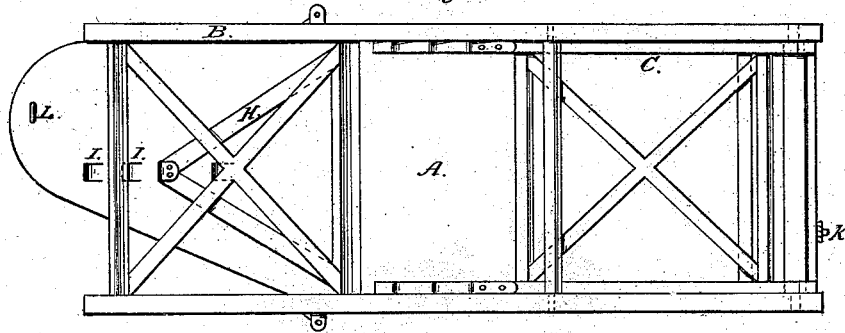


Fig. 4.



Witnesses;
Philip P. Josef
& Eva Rose

Inventors
Ephraim C. Hotchkiss
Charles W. Hebard

UNITED STATES PATENT OFFICE.

EPHRAIM C. HOTCHKISS, OF BUFFALO, AND CHARLES W. HEBARD, OF
ROCHESTER, NEW YORK.

IMPROVEMENT IN IRONING-TABLES.

Specification forming part of Letters Patent No. **190,140**, dated May 1, 1877; application filed
September 15, 1876.

To all whom it may concern:

Be it known that we, EPHRAIM C. HOTCHKISS, of the city of Buffalo, county of Erie, State of New York, and CHARLES W. HEBARD, of the city of Rochester, county of Monroe, State of New York, have invented certain new and useful Improvements in Ironing-Tables, of which the following is a full, clear, and exact description, reference being had to the drawings accompanying this specification, and forming part of same.

The object of our invention is to construct an ironing-table that may be adjusted to various heights, while preserving a parallel position in regard to its points of support, and also to provide in combination with an ironing-table a means of holding and stretching the bosoms of shirts and other like articles of apparel while being ironed. The first of these we accomplish by the employment of two framed supports, B C, of different lengths and pivoted together at about one-third of the length of each from their upper ends, whereby, being extended, these upper ends, forming the points of support for the table-top A, maintain the same relative distance from the floor. The longer leg or support B is hinged or pivoted to the widest extremity of the table A, and C, the shorter one, when extended, is made to engage with two of the series of hawksbill-catches D by means of two similar hawksbills, D², secured to its upper ends. These, by their peculiar construction, while easily engaged or disengaged when held in proper position for so doing, do not allow of becoming unfastened by the simple lifting of the table A by either of its extremities, or by the lifting of the entire table, when adjusted for ironing in the act of removing from place to place.

E is the stretcher for shirt-bosoms, &c.; and consists of a wooden bar, the central portion, or that part round which the end of the garment is wrapped, as shown by the piece of cloth J, being by preference of a square shape, in order by friction on the angles more securely to retain the folds of cloth and prevent slipping. The ends for about two inches of their length may be round, in order that the cord F, attached thereto, may more easily wind and unwind. Holes are bored through the ends of this bar in such a

direction as to correspond with two opposite angles of the square part. This device is operated by securing the end of the garment to be ironed over the smaller end of the table upon the knob or staple L, and wrapping the other extremity around the bar E, the cord F being first wound on the rounded ends of the bar in a direction opposite to that of the garment to be stretched, so as to unwind as that is wound upon, the middle of the cord being held by the hook K. When a sufficient number of turns has been taken, being careful during this operation to keep both the garment and cord taut as possible, a further degree of tension may be given by sliding the ring G along the cord after the manner of a tightener on a drum. H is an additional support, hinged to the leg B, and used, when necessary, to sustain the forward portion of the table by engaging in one of the notches I I I.

The cord F is shown attached to the table by the knob or hook K, but any equivalent means may be used, and we contemplate the employment of a lever pivoted to the table, in place of this knob, whereby a further degree of tension may be given to the cord and to the article to be ironed.

We claim as our invention—

1. The combination, with an ironing-table, of a bosom-stretcher, when one end of table is made to form part of such stretcher, in combination with a device, as set forth, for gripping the end of the garment, and stretching, substantially as and for the purpose shown.

2. The additional support H, as shown, combined with the cross-legs B C, and notches I I I.

3. The bar E in combination with the cord F, and the ring G, substantially as and for the purpose set forth.

4. The ratchets formed by the hawksbills D, and in combination with the leg C, having metal tips D².

Buffalo, August 28, 1876.

EPHRAIM C. HOTCHKISS.
CHARLES W. HEBARD.

Witnesses:

PHILIP P. JOSEF,
EZRA ROSE.