

W. P. BISSELL.  
TEMPORARY BINDER.

No. 190,269.

Patented May 1, 1877.

Fig. 1.

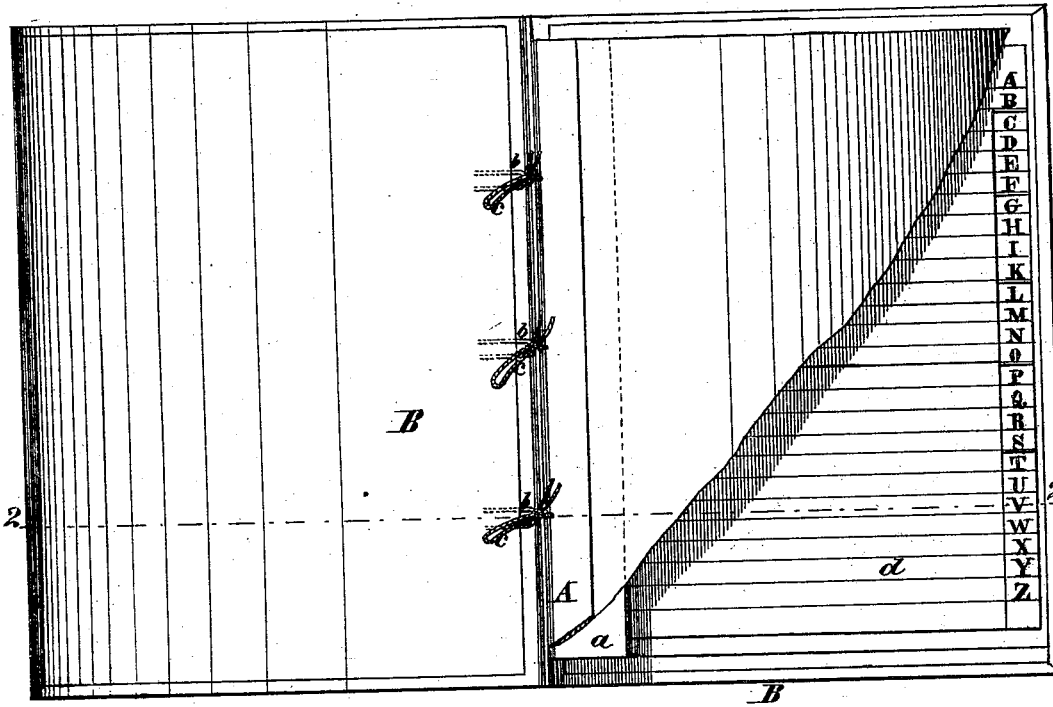


Fig. 2.

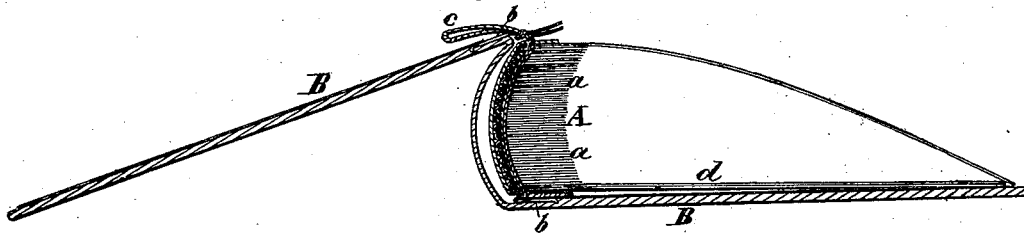
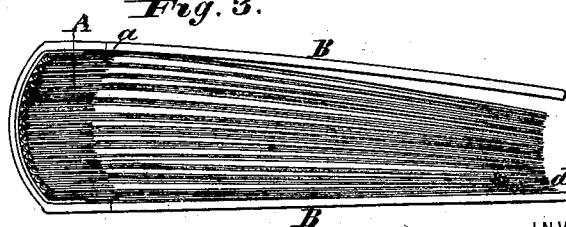


Fig. 3.



WITNESSES

*L. B. Gurdett*  
*A. H. Galt*

INVENTOR

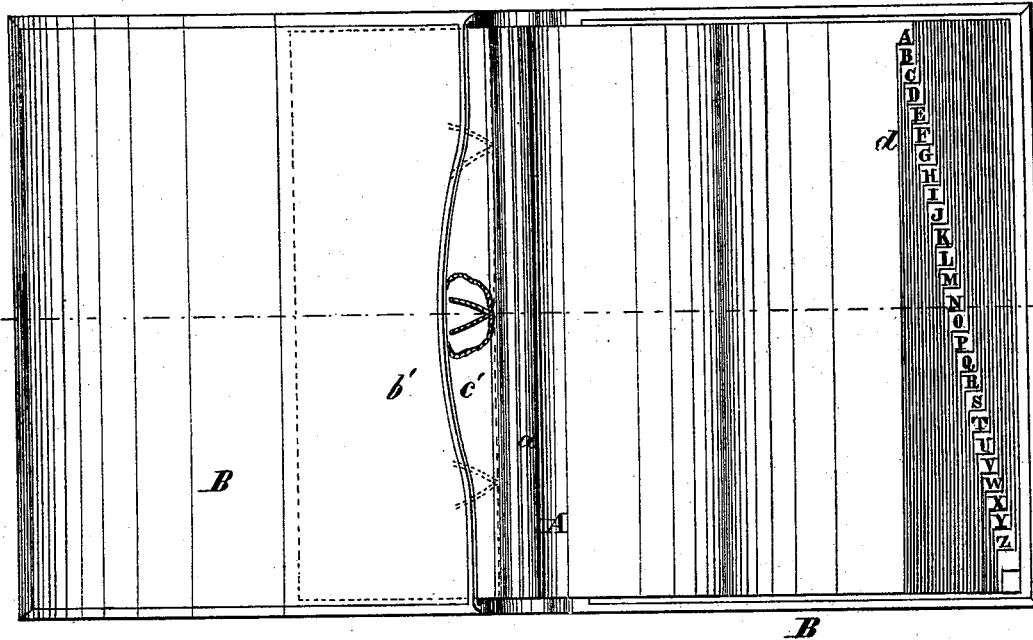
*William P. Bissell*  
By *Knights* Attorneys

W. P. BISSELL.  
TEMPORARY BINDER.

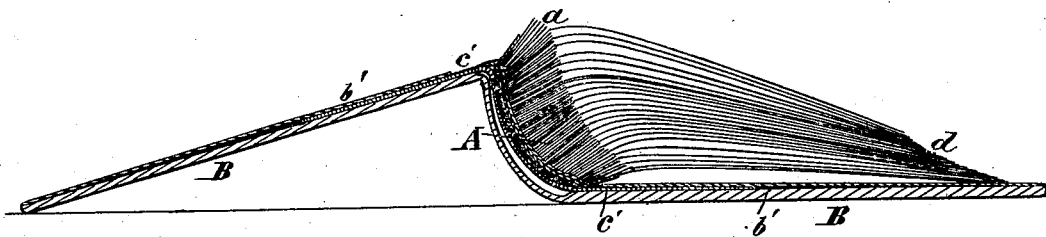
No. 190,269.

Patented May 1, 1877.

*Fig. 4.*



*Fig. 5.*



WITNESSES

*Le Blond Burdett*  
*A. Galt*

INVENTOR

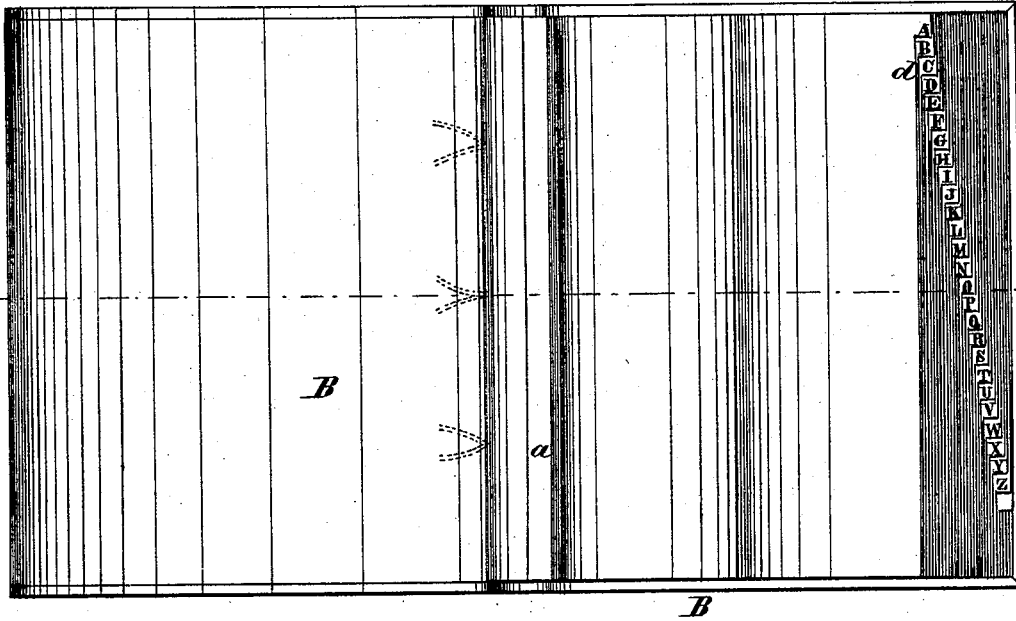
*Willard P. Bissell*  
By *Augustus* Attorneys

W. P. BISSELL.  
TEMPORARY BINDER.

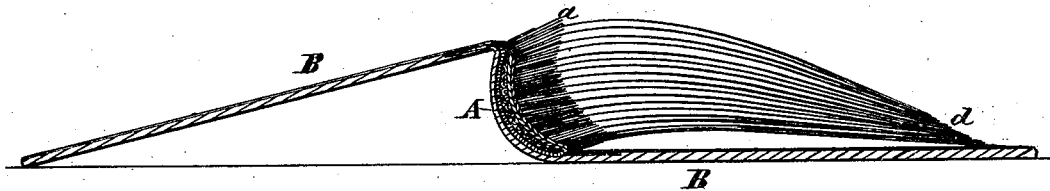
No. 190,269.

Patented May 1, 1877

*Fig. 6.*



*Fig. 7.*



WITNESSES

*Le Blond Burdett,*  
*A. N. Salt.*

INVENTOR

*William C. Bissell*  
*By Knights* Attorneys

# UNITED STATES PATENT OFFICE.

WILLARD P. BISSELL, OF RICHMOND, VIRGINIA.

## IMPROVEMENT IN TEMPORARY BINDERS.

Specification forming part of Letters Patent No. **190,269**, dated May 1, 1877; application filed January 31, 1877.

*To all whom it may concern:*

Be it known that I, WILLARD PARKER BISSELL, of Richmond, in the county of Henrico and State of Virginia, have invented an Improvement in Files for Letters, Bills, Invoices, &c., of which the following is a specification:

My improvement consists in providing the stub of the file with a number of leaves of paper or other material inserted at intervals through the stub, so as to form an index to indicate the place or part of the stub in which certain papers or documents may be found. Sufficient space is left between the index-leaves for the average number of papers expected to occupy the stub ends under a given index-leaf.

In the accompanying drawings, Figures 1, 4, and 6 are front views of my improved file when it is open. Figs. 2, 5, and 7 are end views of the same. Fig. 3 is an end view of the file when it is closed.

In carrying out my invention, A may represent a stub, having a number of stub ends, *a*, and secured to a cover, B, in any suitable manner. In Figs. 1, 2, 3, 4, and 5 I have represented the stubs as provided with simple means of attachment for fastening them to the cover temporarily, and in Figs. 6 and 7 the covers are secured to the stubs permanently by ordinary binding.

The file shown in Figs. 1 and 2 has its stub A secured to its cover B by means of strings, cords, or bands *c* engaging with loops or rings *b* on the cover.

In Figs. 4 and 5 the stub is shown secured by its stiff sides *c'* entering pockets *b'*, formed in the cover. Between the stub ends *a* I provide leaves *d* at suitable distances apart, so as to permit the insertion of an average number of papers (to which the leaf has reference) between the leaves. Upon each of the leaves may be noted the contents of that portion of the stub to which it is attached. In the present instance the leaves are lettered alphabetically, so that in whatever portion they appear it will indicate that papers having a letter corresponding thereto are to be found or filed away in that portion. The leaves may be of the same material as the stub, of paper, bristol-board, parchment, or other suitable material.

Having thus described my invention, the following is what I claim and desire to secure by Letters Patent:

As a new article of manufacture, the invoice or bill file herein described, consisting of a stub, A, having a number of stub ends, *a*, and at suitable intervals between said stub ends the alphabetized index-leaves *d*, the stub being attached to a removable cover, B, by strings, cords, or bands engaging with loops or rings *b* on the cover.

WILLARD PARKER BISSELL.

Witnesses:

A. R. QUARLES,  
L. F. HILL.