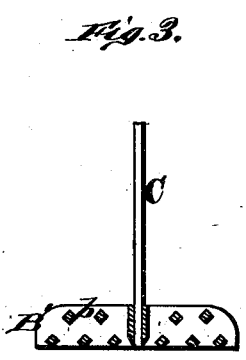
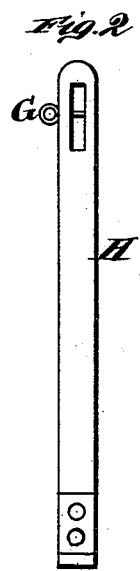
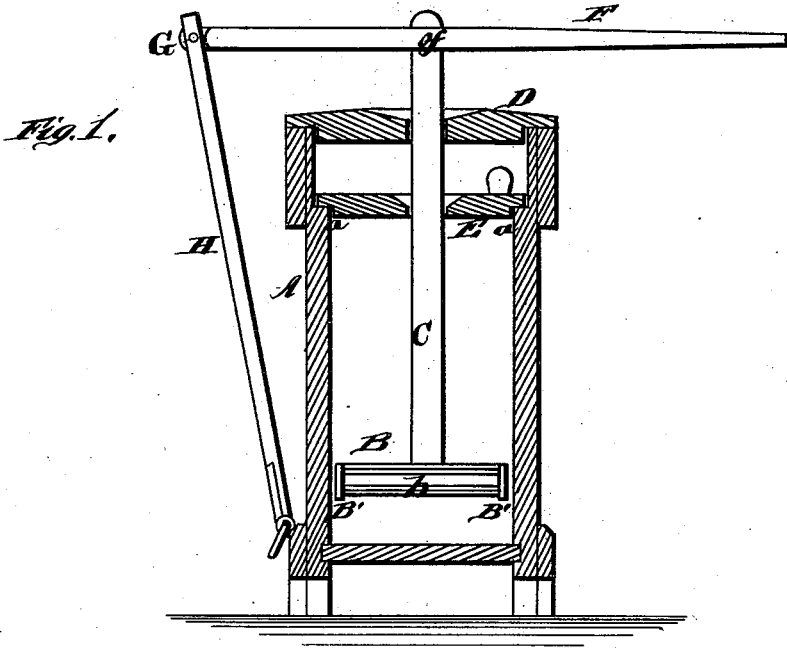


A. F. BROOKING.
 RECIPROCATING CHURNS.

No. 190,277.

Patented May 1, 1877.



WITNESSES
Robert Brett
George C. Lyman

INVENTOR:
Andrew C. Brooking
Gilmore & Smith
 ATTORNEYS

UNITED STATES PATENT OFFICE.

ANDREW F. BROOKING, OF MILTON, ILLINOIS.

IMPROVEMENT IN RECIPROCATING CHURNS.

Specification forming part of Letters Patent No. **190,277**, dated May 1, 1877; application filed March 31, 1877.

To all whom it may concern:

Be it known that I, ANDREW F. BROOKING, of Milton, in the county of Pike and State of Illinois, have invented a new and valuable Improvement in Churns; and I do hereby declare that the following is a full, clear, and exact description of the construction and operation of the same, reference being had to the annexed drawings, making a part of this specification, and to the letters and figures of reference marked thereon.

Figure 1 of the drawings is a representation of a central vertical section of my churn, and Figs. 2 and 3 are detail views thereof.

This invention relates to churns which are provided with vertically-operating dashers; and it consists in the construction and arrangement of the parts, hereinafter set forth and claimed.

In the accompanying drawings, A designates a vertical churn-box, and B a dasher vertically reciprocated in the same by dasher-rod C. Said dasher consists of end pieces B' B', connected by prismatic cross-bars *b*, which are arranged alternately in two rows, one above the other. The construction and arrangement of said bars enables them to stir and churn the cream very effectually. D designates the cover of said churn-box, and E an inner cover or horizontal partition, which is arranged below cover D, and rests upon shoulders *a* on the inside of said churn-box. Said inner cover prevents any of the

cream from being spattered out. Both of said covers are centrally perforated or slotted to allow the passage of rod C. The upper end of said rod is pivoted, by detachable pintle *f*', in a slot in operating-lever F, near the middle thereof, and the fulcrum end of said lever is pivoted by detachable pintle G to the slotted upper end of a standard, H, which is detachably hinged at its lower end to churn-box A, near the bottom thereof. By the hinged or pivoted attachment of the aforesaid standard and lever, the operator is enabled to work shaft C and dasher B vertically in churn-box A without straining or binding. The above parts may be conveniently separated, so as to be packed in small compass for storage or transportation.

What I claim as new, and desire to secure by Letters Patent, is—

The combination of churn-box A and dasher B, having end pieces B' B' and two rows of cross-bars, *b*, with rod C, lever F, detachably-hinged standard H, and perforated or slotted covers D and E, substantially as and for the purpose set forth.

In testimony that I claim the above I have hereunto subscribed my name in the presence of two witnesses.

ANDREW F. BROOKING.

Witnesses:

JNO. C. MITCHELL,
D. C. LANDESS.