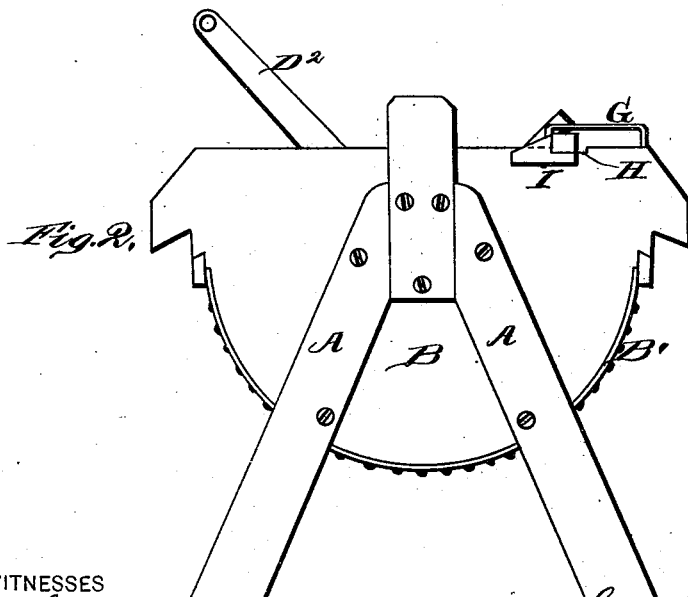
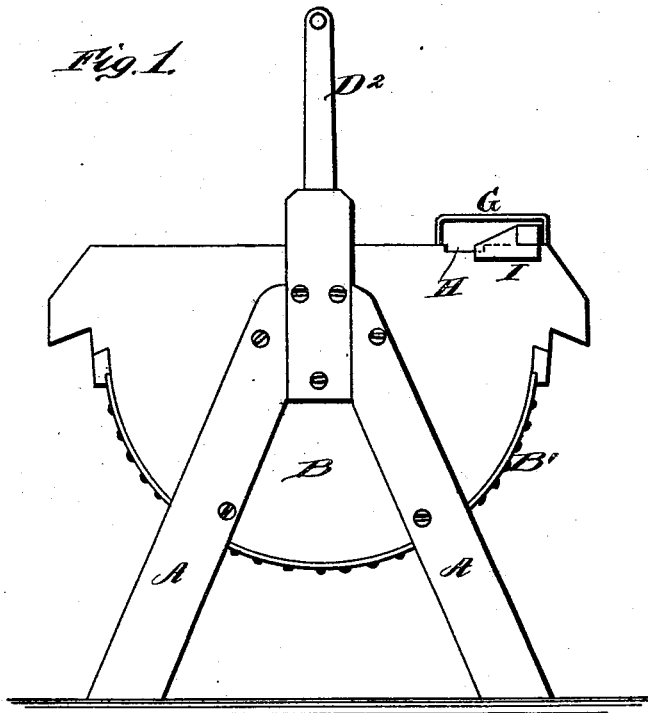


J. H. BROWN.
WASHING-MACHINE.

No. 190,278.

Patented May 1, 1877.



WITNESSES

Robert Swatt
George C. Upham

INVENTOR.

James H. Brown.

Arthur Smith & Co.
Attorneys

ATTORNEY.

J. H. BROWN.
WASHING-MACHINE.

No. 190,278.

Patented May 1, 1877.

Fig. 3.

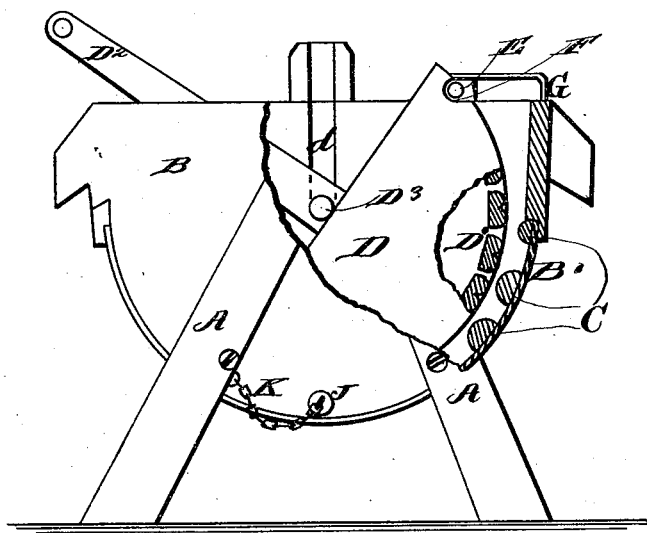



Fig. 4.



WITNESSES

Robert Swatt
George C. Upham

INVENTOR.

James H. Brown.
Carlisle & Smith Co.

ATTORNEYS.

UNITED STATES PATENT OFFICE.

JAMES H. BROWN, OF STEWARTSVILLE, MISSOURI.

IMPROVEMENT IN WASHING-MACHINES.

Specification forming part of Letters Patent No. **190,278**, dated May 1, 1877; application filed March 10, 1877.

To all whom it may concern:

Be it known that I, JAMES H. BROWN, of Stewartsville, in the county of De Kalb and State of Missouri, have invented a new and valuable Improvement in Washing-Machines; and I do hereby declare that the following is a full, clear, and exact description of the construction and operation of the same, reference being had to the annexed drawings, making a part of this specification, and to the letters and figures of reference marked thereon.

Figure 1 of the drawings is a representation of an end view, with the machine in position for washing; and Fig. 2 is an end view of my machine in position to receive the clothes. Fig. 3 is an end view, part sectional, and Fig. 4 is a perspective view of the stop-bar thereof.

This invention relates to washing-machines; and it consists in the combination of the parts, as will be hereinafter more fully set forth, and pointed out in the claim.

In the accompanying drawings, A designates the legs or standards supporting my wash-box B, which has a semi-cylindrical sheet-metal bottom, B'. C designates a number of fixed wooden friction-rods, which extend across said box just inside of or above said bottom B', forming a curved wash-board. D designates a curved rocker, provided with similar friction-pieces D¹, a double handle, D², and a cross-bar, D³, whereby it is journaled to the sides of said box B, in slots extending downward from the top thereof. One of said slots (marked *d*) is shown in Fig. 3. Said slots allow the said rocker to be removed at will from the said wash-box B.

To allow the insertion of the clothes between rocker D and bottom B', I tip up one end of said curved rocker above the top of the box,

and slide a stop-bar, E, into engagement with recesses F, (one of which is shown in Fig. 3,) formed in said end of said rocker. This stop-bar slides upon the top of one end of said wash-box, and is guided and retained in place by staples or guides G. The parts of said bar which rest upon the top of said box are flat on the bottom and have vertical sides; and when said bar is moved into engagement with said rocker, as described, they drop into recesses H, one of which is in the top of each side of said wash-box, whereby said bar is prevented from being accidentally forced backward out of engagement with said rocker. Said stop-bar is provided at its ends with blocks I I, which prevent its endwise displacement.

The said wash-box is provided at one side, near its bottom, with an opening, for drawing off the water and suds. This opening is closed by a plug, J, attached to said box by a chain, K.

The clothes are washed by rocking said rocker backward and forward.

Stop-bar E is shown in detail in Fig. 4.

What I claim as new, and desire to secure by Letters Patent, is—

The combination of wash-box B, having recesses H and guide staples G, with rocker D, having recesses F, and stop-bar E, having blocks I I on its ends, substantially as and for the purpose set forth.

In testimony that I claim the above I have hereunto subscribed my name in the presence of two witnesses.

February 20, 1877.

JAMES HIRAM BROWN.

Witnesses:

A. VAUGHN,
C. R. ELROD.