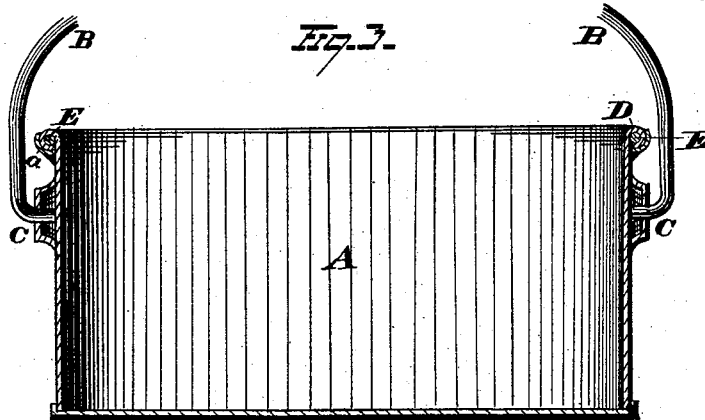
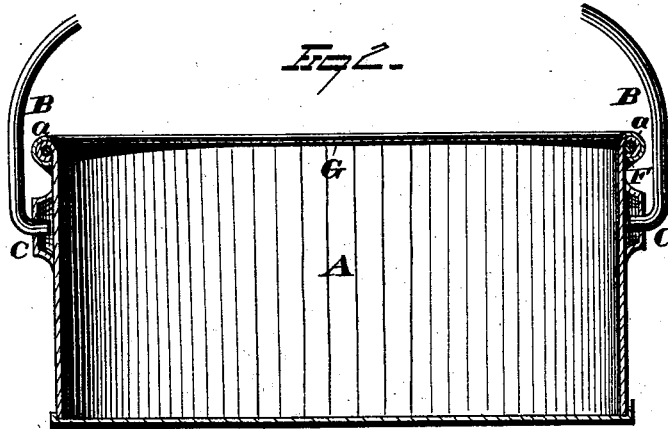
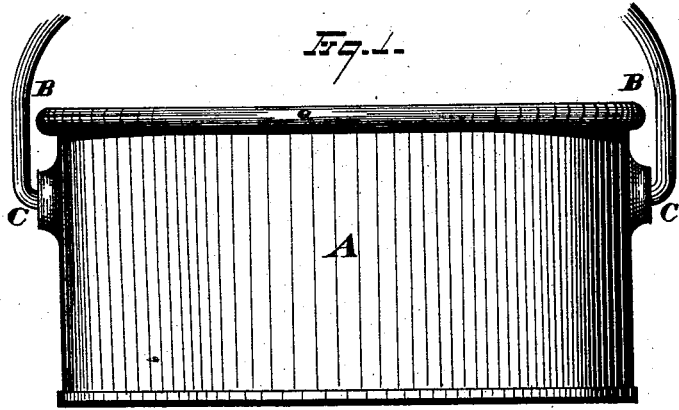


J. W. MASURY.

CANS.

No. 190,347.

Patented May 1, 1877.



WITNESSES
Ed. J. Nottingham,
A. Wright.

INVENTOR
John W. Masury
By *H. C. Seymour.*
ATTORNEY

UNITED STATES PATENT OFFICE.

JOHN W. MASURY, OF NEW YORK, N. Y.

IMPROVEMENT IN CANS.

Specification forming part of Letters Patent No. 190,347, dated May 1, 1877; application filed February 28, 1877.

To all whom it may concern:

Be it known that I, JOHN W. MASURY, of New York, in the county of New York and State of New York, have invented certain new and useful Improvements in Cans; and I do hereby declare the following to be a full, clear, and exact description of the invention, such as will enable others skilled in the art to which it pertains to make and use it, reference being had to the accompanying drawings, which form part of this specification.

My invention relates to an improved can or package for paints or other substances.

The object of this invention is to secure a soft-metal top to a can or package in such a manner that the can or package shall be perfectly air-tight, and preserve the contents of the package from contact with the atmosphere, and consequent deterioration from such exposure.

The can is of such construction that it is of sufficient strength at the point where the soft-metal top is attached thereto to withstand any ordinary pressure experienced during the transportation of the same, and thus preserve the reliability of the joints.

Another object of the invention is to form the joint between the soft-metal top and the can in such a manner that the top may be easily severed at its outer edge by a horizontal cut of a knife, which operation results in forming a pail of an improved form of construction, and adapted for any of the ordinary uses of a pail or bucket.

My invention consists in the combination, with a can or package provided with an upper wired edge, of a soft-metal top, soldered to the outer surface of the can, whereby the wire serves to impart sufficient strength to the can to render it specially adapted for safe transportation, and also serves to constitute a groove about the upper edge of the can or package, within which the solder is placed to secure the edge of the soft-metal top to the outer surface of the can, and thus effectually preventing the solder from running within the can, or upon the upper edge of the same, which would prevent the ready severance of the top from the body of the receptacle.

In the accompanying drawings, Figure 1 represents a side elevation of my improved

can or package. Fig. 2 is a vertical section of the same. Fig. 3 is a vertical section with the top removed.

A designates the body of the can or package, which may be round or of any desired form, and made of any desired material.

A bail, B, may be secured to bail-ears C, soldered to the outer surface of the can, if desired, and thus enable the package to be transformed into a pail or bucket, having the same finish and strength of ordinary pails.

The upper edge of the can or package is turned outwardly over a wire, D, thereby constituting a smooth rounded upper edge, E, and a groove or depression, F, just below the upper edge of the package.

G represents the soft-metal top, the outer edge *a* being turned downwardly over the wired edge, and an air-tight joint formed by placing the solder in the groove F, thus firmly uniting the soft-metal top to the outer surface of the can or package.

This method of securing the parts renders it impossible for any solder to run inside of the can, or lodge and harden on the rounded upper edge of the same, which would seriously interfere with the easy severance of the top from the body of the package.

When it is desired to remove the top G, a knife-blade is inserted through the outer edge of the soft-metal top, and the handle depressed until the knife is brought to a horizontal position. As the upper rounded edge is perfectly smooth, it constitutes an easy bearing for the blade as it is forced around the edge of the package, and allows the top to be removed without the necessity of inserting the point of the knife into the contents of the package. After the top has been removed the body of the package constitutes a pail of improved construction, the same having a smooth upper edge, which is strengthened by a wire, thus rendering it adapted for any of the uses for which such vessels are employed.

The additional strength imparted to the package by means of the upper wired edge is a matter of great importance in connection with air-tight packages, for the reason that when the wire is dispensed with the upper portion of the package is capable of sustaining but little pressure, owing to the very light

material employed in the construction of the soft-metal tops, and hence the can is easily forced out of its original shape.

This defect in construction not only results in impairing the form and appearance of the package, but it often results in opening the joint between the soft-metal top and the body of the package, and consequently subjects the contents of the package to the deteriorating influences of the atmosphere.

I do not limit myself to the employment of my improved package for any particular use, as it is evident that they may be utilized for transporting solids or liquids of any character.

Having fully described my invention, what

I claim as new, and desire to secure by Letters Patent, is—

An air-tight package or can, consisting, essentially, in the combination, with a can or package having an upper wired edge, of a soft-metal top soldered to the outer surface of the can, substantially as and for the purpose set forth.

In testimony that I claim the foregoing I have hereunto set my hand this 27th day of February, 1877.

JOHN W. MASURY.

Witnesses:

FRANCIS B. CARLETON,
SAMUEL P. ADAMS.