

J. A. COTTEN.
 BOX AND BOX-HOLDER.

No. 190,471.

Patented May 8, 1877.

Fig: 1.

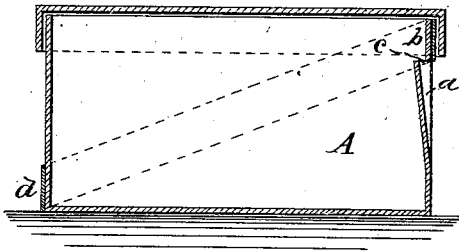


Fig: 2.

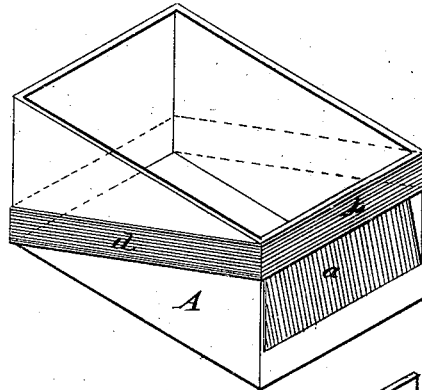
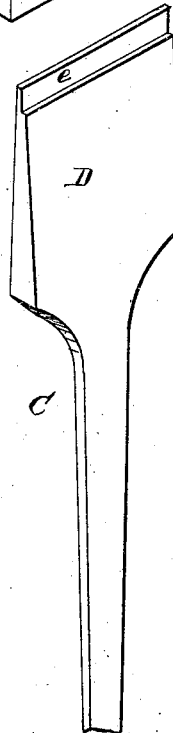
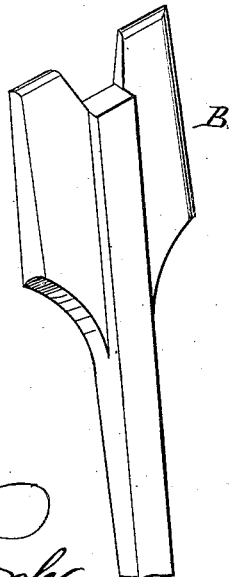
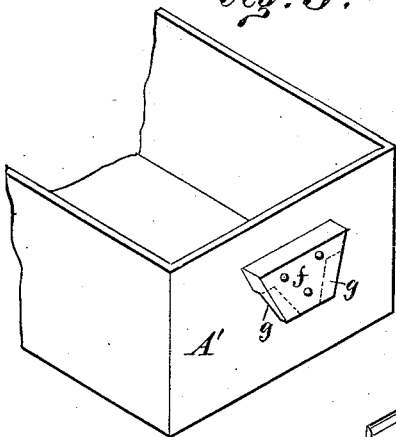


Fig: 3.



WITNESSES:

Chas. Nida
J. H. Scarborough

INVENTOR:

J. A. Cotten
 BY *Munroe*
 ATTORNEYS.

UNITED STATES PATENT OFFICE.

JOSEPH A. COTTEN, OF THOMASTON, GEORGIA.

IMPROVEMENT IN BOX AND BOX-HOLDER.

Specification forming part of Letters Patent No. **190,471**, dated May 8, 1877; application filed March 24, 1877.

To all whom it may concern:

Be it known that I, JOSEPH A. COTTEN, of Thomaston, Upson county, Georgia, have invented a new and Improved Box and Box-Holder, of which the following is a specification:

Figure 1 is a longitudinal section of my improved box. Fig. 2 is a perspective view of the box, together with a holder or lifter adapted to the same. Fig. 3 represents a modified form of box and lifter.

My invention consists in a box of peculiar construction, and a holder or lifter adapted to the same, the object being to provide a means for handling boxes upon high shelves without the use of steps or necessity of climbing.

Referring to the drawing, A is a box, which may be made from any suitable material in the ordinary way, except that a portion, *a*, of the front is set back at an angle, leaving the strip *b* across the front at the top, between which and the inclined part *a* there is a slot, C. Across the strip *b* and across the sides of the box diagonally toward the lower rear corner and across the rear end at the lower side of the box a band, *d*, of canvas, metal, or other suitable material is placed. C is a lifter or holder provided with a wide end, D, in which is formed a rabbet, *e*, that extends back from the end of the holder a distance about equal to the width of the strip *b*, so that when

the rabbeted part of the holder is placed in the slot C in the box A, the lower edge of the strip *b* rests upon the shoulder formed by the rabbet, and the box may be lifted and supported by the holder C. The canvas band *d* strengthens the box, so that it withstands any strain caused by the peculiar manner of handling. In Fig. 3 the box A' has upon its front end a casting, *f*, of trapezoidal shape, which is provided with recesses *g*, (shown in dotted lines,) into which the notched end of the holder B may be introduced. The holder B may be rabbeted as well as notched, when it will answer for boxes of both descriptions.

Having thus described my invention, I claim as new and desire to secure by Letters Patent—

1. The box A, having its end slotted and bent inwardly and supported by the strengthening-band *d*, the whole being adapted to engage with the grapple or lifter D C, as and for the purpose set forth.

2. A goods-box lifter, consisting of the staff C, having a widened head adapted to engage with a box having one end so constructed as to lock with said lifter, as and for the purpose set forth.

JOSEPH A. COTTEN.

Witnesses:

THO. M. MATTHEWS,
J. K. ADAMS.