

W. H. FITZGERALD.

SHUTTER BOWERS AND FASTENERS.

No. 190,479.

Patented May 8, 1877.

Fig. 1.

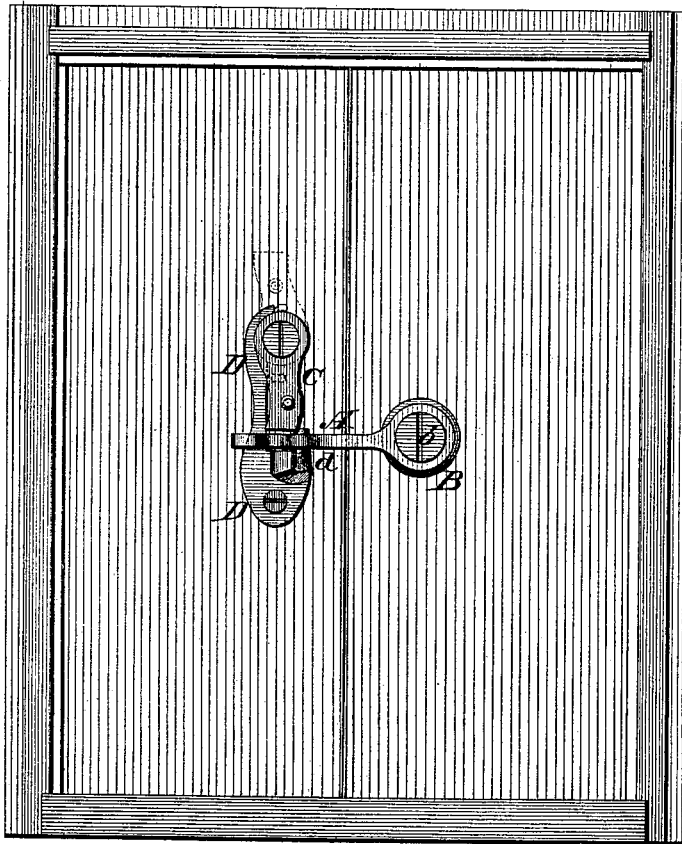


Fig. 5.

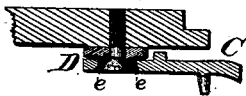
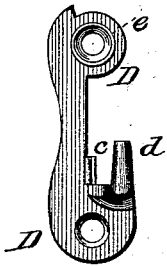


Fig. 4.

Fig. 2.

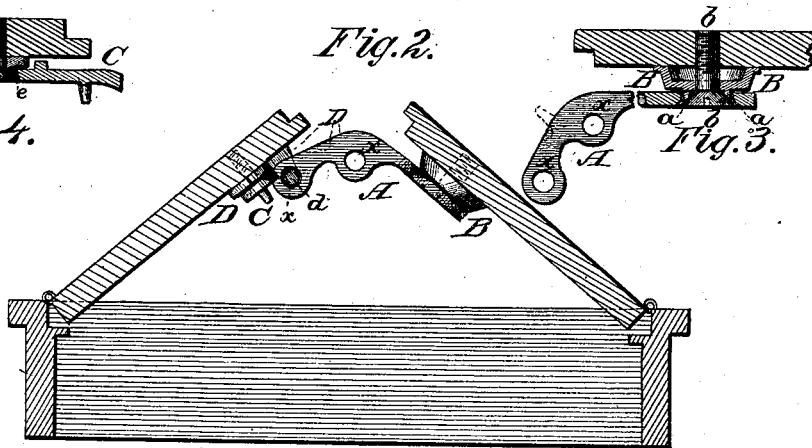


Fig. 3.

Witnesses:

P. C. Dieterich
Frank H. Duffy

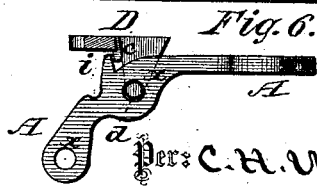


Fig. 6.

Inventor:

Walter H. Fitzgerald

Per: *C. H. Watson & Co.* Attorneys.

UNITED STATES PATENT OFFICE.

WALTER H. FITZ GERALD, OF BROOKLYN, NEW YORK.

IMPROVEMENT IN SHUTTER BOWER AND FASTENER.

Specification forming part of Letters Patent No. **190,479**, dated May 8, 1877; application filed October 31, 1876.

To all whom it may concern:

Be it known that I, WALTER H. FITZ GERALD, of Brooklyn, in the county of Kings and State of New York, have invented certain new and useful Improvements in Window-Shutter Bower and Fastener; and I do hereby declare that the following is a full, clear, and exact description thereof, which will enable others skilled in the art to which it appertains to make and use the same, reference being had to the accompanying drawings, and to the letters of reference marked thereon, which form a part of this specification.

The nature of my invention consists in the construction and arrangement of a shutter bower and fastener; and it consists in the drop hung upon a shoulder of the staple, combined with a perforated arm and pin; and, also, in a shoulder formed on the body of a staple combined with the arm, which is provided with a hook, as will be hereinafter more fully described and definitely claimed.

In the annexed drawing, Figure 1 is a front elevation of a pair of window-shutters with my invention applied thereto. Fig. 2 is a horizontal section of the same; and Figs. 3, 4, 5, and 6 are detailed views of my invention.

A represents a curved arm of suitable dimensions, which is set on a bridge, B, having a shoulder, *a*, of sufficient height to admit of the arm swinging loosely, while the bridge is screwed tight to the shutter by the screw *b*.

The arm A may be made of any length desired, and with any number of holes required, so as to be capable of adjustment in as many positions as desired.

On the other shutter is secured a staple, D, formed near its lower end with a pin, *d*, upon which the arm A is placed. By the form of the arm A, as shown, the same hole *x*, which forms a lock when the shutter is fully closed, may be used for making a close bow.

At the top of the staple D is a loose drop, C, set on a shoulder, *e*, which drop tends to prevent the opening of the shutter from the outside, and makes the lock more secure and firm in any position it may be placed.

By this invention window-shutters may be bowed at one or more positions easily and quickly, and the shutters kept rigid, while at the same time it forms a complete lock when the shutters are tightly closed, thereby enabling the discarding of all devices which are now used on the window-sills for that purpose.

The device is durable, effective in operation, and cheap in construction.

In some cases loose hinges would have a tendency of allowing the shutters being forced from a lock to a close bow. To obviate this difficulty I provide the body of the staple D with a shoulder or projection, *c*, directly opposite the base of the pin *d*, and on the arm A is a hook, *i*, which, when the shutters are closed and fastened, catches on the projection *c*, and prevents any movement of the shutters that loose hinges might admit of.

Having thus fully described my invention, what I claim as new, and desire to secure by Letters Patent, is—

1. The drop C, hung upon the shoulder *e* on the staple D, in combination with the perforated arm A and pin *d*, substantially as and for the purposes herein set forth.

2. The shoulder or projection *c*, formed on the body of the staple D, in combination with the hook *i*, formed on the arm A, substantially as and for the purposes herein set forth.

In testimony that I claim the foregoing as my own I affix my signature in presence of two witnesses.

WALTER H. FITZ GERALD.

Witnesses:

CHRISTIAN L. HINES,
WILLIAM C. HINES.