

S. SARGEANT.  
 PICTURE-FRAME.

No. 190,517.

Patented May 8, 1877.

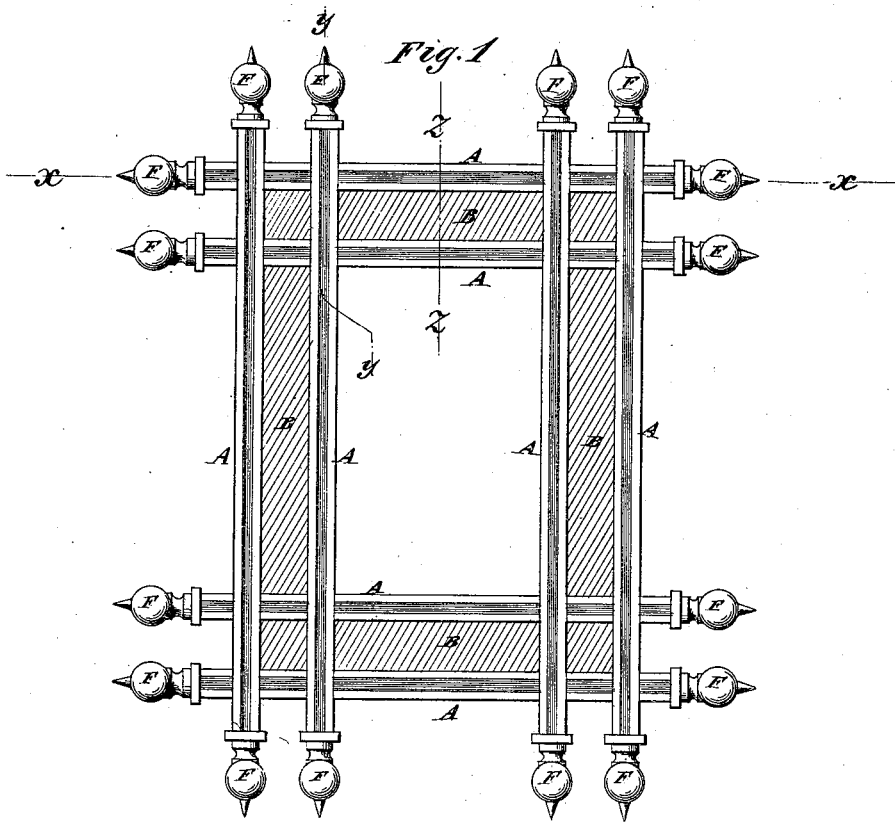
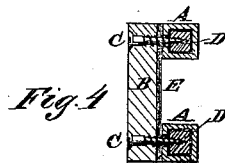
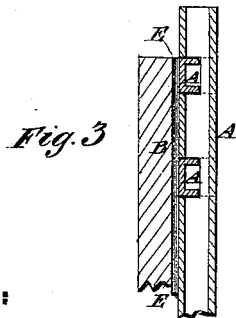
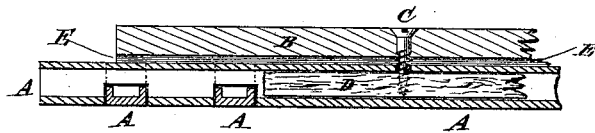


Fig. 2.



WITNESSES:

*A. W. Amqvist*  
*J. H. Scarborough*

INVENTOR:

*S. Sargeant.*

BY

*Munnell*

ATTORNEYS.

# UNITED STATES PATENT OFFICE,

SAMUEL SARGEANT, OF BROOKLYN, NEW YORK.

## IMPROVEMENT IN PICTURE-FRAMES.

Specification forming part of Letters Patent No. 190,517, dated May 8, 1877; application filed April 9, 1877.

*To all whom it may concern:*

Be it known that I, SAMUEL SARGEANT, of Brooklyn, in the county of Kings and State of New York, have invented a new and useful Improvement in Frames for Pictures, Mirrors, &c., of which the following is a specification:

Figure 1 is a front view of one of my improved frames. Fig. 2 is a detail section taken through the line *x x*, Fig. 1. Fig. 3 is a detail section taken through the line *y y*, Fig. 1. Fig. 4 is a detail section taken through the line *z z*, Fig. 1.

Similar letters of reference indicate corresponding parts.

The object of this invention is to furnish an improved frame for pictures, mirrors, and other uses, which shall be simple in construction, strong, and durable, and at the same time so constructed that it may be readily taken apart should the metal become tarnished, cleaned, and again put together.

The invention consists in a frame formed of metal tubes, halved to each other, and secured to a back frame or board by screws passing through said back frame or board, through the inner sides of the said tubes, and screwing into pieces of wood placed within said tubes, as hereinafter fully described.

A are metal tubes, which cross each other at right angles, and are halved to each other, as shown in Figs. 1, 2, and 3. One or two of the tubes A may be used upon each side and end, as may be desired. The tubes A are kept in place by being secured to the back board or frame B by screws C, which pass through the back board or frame B, through the rear or inner sides of the said metal tubes A, and

screw into wooden blocks or strips D, driven into the cavities of the said tubes A, and which may extend the whole length of said tubes, or may only be driven into the parts of the tubes that receive the screws C. The front of the back frame B is covered with velvet E; secured to it with glue or other suitable means. To the ends of the tubes A are attached knobs F, to give a finish to the frame.

The tubes A may be ornamented to any desired extent, and in any desired style, and the knobs F may be made of any desired shape.

With this construction, should the metal become tarnished, by taking out the screws C the frame may be taken apart, cleaned, and again put together without injuring it in the least.

The tubes A may be arranged in pairs, as shown in the drawings, or singly, as may be desired.

I prefer to use square tubes; but the said tubes may be made round, or of any other desired form.

Having thus described my invention, I claim as new and desire to secure by Letters Patent—

A frame formed of metal tubes A, halved to each other, and secured to a back frame or board, B, by screws C passing through said back frame or board B, through the inner sides of the said tubes A, and screwed into pieces of wood D, placed within said tubes A, substantially as herein shown and described.

SAML. SARGEANT.

Witnesses:

JAMES T. GRAHAM,  
C. SEDGWICK.