

M. M. BEARD & G. W. PURCELL.

PLOW.

No. 190,538.

Patented May 8, 1877.

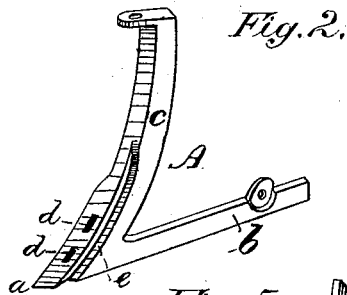
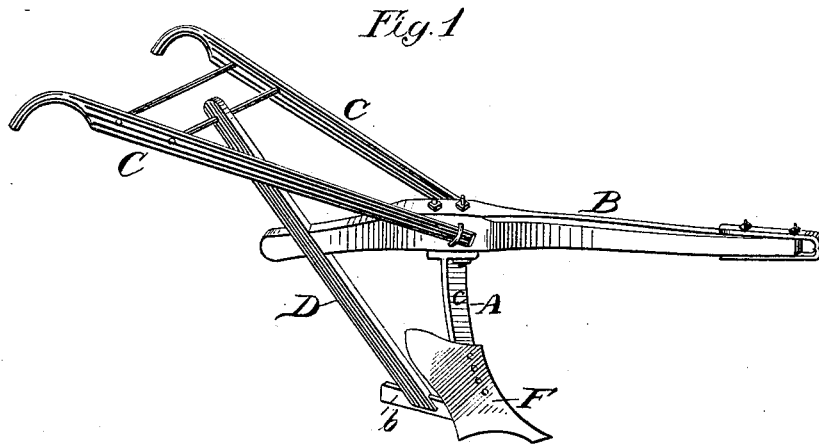


Fig. 4.

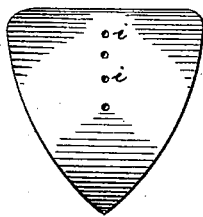


Fig. 3.

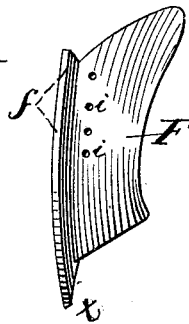


Fig. 5



Attest:
C. A. Knowlton
Jno P Brooks.

Inventors:
Mathew M. Beard, and
George W. Purcell.
By Louis Bagger & Co.
attys.

UNITED STATES PATENT OFFICE.

MATHEW M. BEARD AND GEORGE W. PURCELL, OF BLACK HAWK, MISS.

IMPROVEMENT IN PLOWS.

Specification forming part of Letters Patent No. 190,538, dated May 8, 1877; application filed December 13, 1876.

To all whom it may concern:

Be it known that we, MATHEW M. BEARD and GEO. W. PURCELL, of Black Hawk, in the county of Carroll and State of Mississippi, have invented certain new and useful Improvements in Plows, &c.; and we do hereby declare that the following is a full, clear, and exact description thereof, which will enable others skilled in the art to which it appertains to make and use the same, reference being had to the accompanying drawings, which form a part of this specification, and in which—

Figure 1 is a perspective view of a plow constructed with our improved frame-piece. Fig. 2 is the frame-piece detached. Fig. 3 shows the under side of the plow-blade; and Figs. 4 and 5 show various other attachments which may be used with our invention.

Similar letters of reference indicate corresponding parts in all the figures.

This invention relates to the construction of a frame-piece to which various farm implements may be attached, thus saving the cost of separate frame-pieces, substantially as hereinafter more fully shown and described.

In the drawings, A is the frame-piece. This is made preferably of cast or wrought iron, in one piece, and it consists of one flat horizontal and one curved upright piece, the latter being placed at an acute angle to the former, with which it forms a point, *a*. The flat piece (in the drawing indicated by the letter *b*) forms, when a plow attachment is used, the land-side, as will be seen at Fig. 1. The frame-piece A is secured to the under side of a plow-beam, B, having handles C C, and a brace, D, passes from the rear end of the plow-beam to the land-side *b*, thus holding the frame-piece securely in position.

The upright piece *c* of frame-piece A is somewhat flattened in front, where it has two or more slots, *d d*, and on one side it has a rabbet, *e*. F is the plow attachment, which is made, share and mold-board, in one piece.

On one side it has a stout flange, *f*, fitting into the rabbet *e* in frame-piece A, and projecting in front of the share, so as to form the point *t*. The flange *f*, being of considerable thickness, it follows that the plow-point which is usually the weakest, and, at the same time, the most exposed, part of a plow, can be made much stronger than is ordinarily the case.

This share has a series of perforations, *i i*, corresponding with slots *d*, thus enabling the entire piece F to be attached by means of screw-bolts, the flange *f* fitting into groove or rabbet *e*, thus securing the plow attachment very solidly in position.

In Figs. 4 and 5 are shown various other attachments which may be used with advantage in combination with the frame-piece A. These, and a variety of other agricultural implements, may be secured to the frame-piece A in the same manner as the plow attachment, viz., with screw-bolts and nuts—provided, of course, that they have perforations *i* arranged to correspond with the slots *d* in the frame-piece.

Having thus described our invention, we claim and desire to secure by Letters Patent of the United States—

The frame-piece A, consisting of flat bottom-piece *b*, forming the land-side, and curved upright *c*, the latter having slots *d d* and rabbet *e*, in combination with the plow attachment F, having perforations *i* and flange *f*, the latter projecting so as to form the point *t*, substantially as and for the purpose shown and specified.

In testimony that we claim the foregoing as our own invention, we have hereto affixed our signatures in presence of two witnesses.

MATHEW M. BEARD.
GEO. W. PURCELL.

Witnesses:

R. N. KITTRELL,
J. J. ARMSTRONG.