

G. BUTTERFIELD.  
 SUSPENDER-STAYS.

No. 190,738.

Patented May 15, 1877.

FIG. 1.

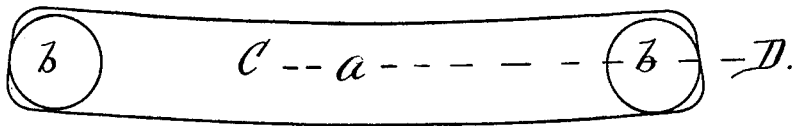


FIG. 2.



FIG. 3.


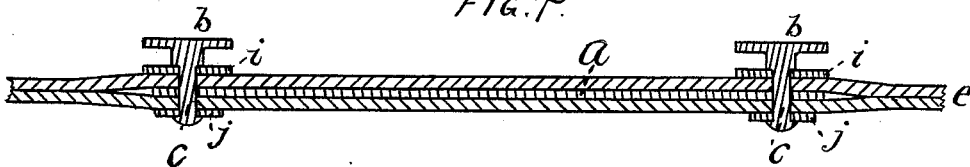


FIG. 4.



WITNESSES.  
*Samuel D. Kelley.*  
*Eugene Humphrey*

INVENTOR.  
*George Butterfield,*  
 By *Porter & Hutchinson,*  
*Attorneys.*

# UNITED STATES PATENT OFFICE.

GEORGE BUTTERFIELD, OF BOSTON, ASSIGNOR TO JAMES T. PHELPS, OF CHELSEA, MASSACHUSETTS.

## IMPROVEMENT IN SUSPENDER-STAYS.

Specification forming part of Letters Patent No. **190,738**, dated May 15, 1877; application filed March 21, 1877.

*To all whom it may concern:*

Be it known that I, GEORGE BUTTERFIELD, of Boston, State of Massachusetts, have invented a new and useful or Improved Waistband and Suspender-Stay, of which the following is a specification:

The object of my invention is to provide a light, convenient, efficient, durable, and inexpensive article, which can be applied to the waistbands of pantaloons, and serve as a stay or "spreader" to hold each pair of straps of the suspenders at a fixed distance apart when in use, and by the use of which the draws as well as pantaloons shall be held in position by the suspenders; and the invention consists in an elastic metallic ribbon, inserted in or secured to the waistbands, between the two buttons of each of the three pairs of suspender-buttons of a pair of pantaloons; and it also consists in attaching to said metallic ribbon near either end thereof, a button or headed stud, the shanks whereof, passing through the waistband of both the pantaloons and drawers, secure them together, and by the action of the suspenders when attached to said studs, serve to hold in place both of said garments.

Figure 1 is a side elevation of the elastic ribbon and studs. Fig. 2 is both a horizontal section and an edge view, the section being taken on line O D, Fig. 1, but showing not only the ribbon and stud, but also the cloth and lining of the pantaloons and the strap of the suspender, the edge view showing the ribbon and the stud. Fig. 3 is a horizontal section similar to that shown in Fig. 2, but showing the stay unprovided with the studs, and buttons instead. Fig. 4 is a section similar to Fig. 3, but showing the studs permanently attached to both the waistbands and stay.

In these drawings, *a* represents the metallic ribbon, which is of about the length and width shown in Fig. 1, and of such thickness as shall admit of the requisite elasticity and yet be practically incompressible in case of end pressure. *b b* are the heads of the studs, and *c c* are the shanks of the same. *d* is a strap of the suspenders in section, as secured to the studs. *e* is the outer cloth of the waistbands, and *f* the lining thereof.

In Fig. 3 the stay *a* is shown as inserted between the lining and the outside cloth, the buttons *g g* being sewed on in the usual manner. In this case the stay *a* is not provided with the studs *b*, as the buttons *g g* serve as a substitute therefor.

In Fig. 4 the stay *a* is shown as in Fig. 3, but the shanks *c* are formed with a diminished portion which receives two washers, *i j*, placed respectively on opposite sides of the waistbands, and the shank is headed against washer *j*, thereby securing all the parts in proper position.

Instead of placing stay *a* between the thicknesses of cloth, it may be placed upon the outside, so as to act as a substitute, either for washers *i* or *j*, if desired.

The practical use and result of my invention is as follows: The construction of suspenders is such that, practically, three pairs of buttons upon the waistbands are required to attach them thereto; and I propose usually to employ three of my stays on each pair of pantaloons—one for the pair of buttons to which the back ends of the suspenders are attached, and one to each of the front ends; and as the parts of each of the forked ends of the suspenders are thus held at a fixed distance asunder instead of being drawn together by the converging thereon; therefore the waistband cannot be tightened to the body of the wearer at other points by the usual drawing together of the cloth to which the several pairs of buttons are attached, and to which the converging straps of the suspenders are attached.

I claim as my invention—

1. As a new article of manufacture, a waistband-stay, formed with an elastic bar or ribbon, *a*, and the studs *b b* secured thereto, to serve as suspender-buttons, substantially as described and shown.

2. In combination with the waistbands of pantaloons, an elastic stay or spreader, *a*, arranged relatively to the suspender-buttons, substantially as described and shown.

GEORGE BUTTERFIELD.

Witnesses:

WILLIAM M. CLARKE,  
EBEN HUTCHINSON.